


The Inland Koi Connection



THE OFFICIAL
NEWSLETTER
OF **IKS**
ISSUE 312
FEBRUARY 2025


SUNDAY 2/16/25

WWW.INLANDKOISOCIETY.ORG



IKS POTLUCK MEETING
2:00 PM
SUNDAY, FEBRUARY 16TH

HOST: LARRY AND DEBBY LEVERETT
5349 JASPER LANE, RIVESIDE 92506
951.781.3887
BRING FOOD AND CHAIRS!!!





In 2007, **Larry** built this beautiful concrete pond with the help of the **AKCA Guide to Pond Construction**. The pond is a total of 4,500 gallons and uses three 300-gallon filters run by 1/4 horsepower pumps. This is enough to turn over the water every hour! From these filters, the water flows to two waterfalls and back to the pond. This ecosystem that the Leveretts' have created is home to about 50 fish all of vibrant color.

In 2012, **Larry** rebuilt a 400-gallon quarantine tank by his orchid house, a rockscape corner with waterfalls; it's at your left as you enter the garden gate. It has a 1/8 hp pump, a Bio Force 2000 filter, and a 40 watt UV light.

Because we are not certain as to what the weather will be like at our February meeting, we are prepared to stay warm and dry indoors! **Larry & Debby Leverett** are opening up their home to us where we will sit inside the garage for a **Zoom presentation at 3:30** with guest speaker, **Sue Kingston**, who will give a presentation on **"When the Unexpected Happens"**. Of course, we will all still need to bring our chairs and a food dish to add to our yummy buffet!!



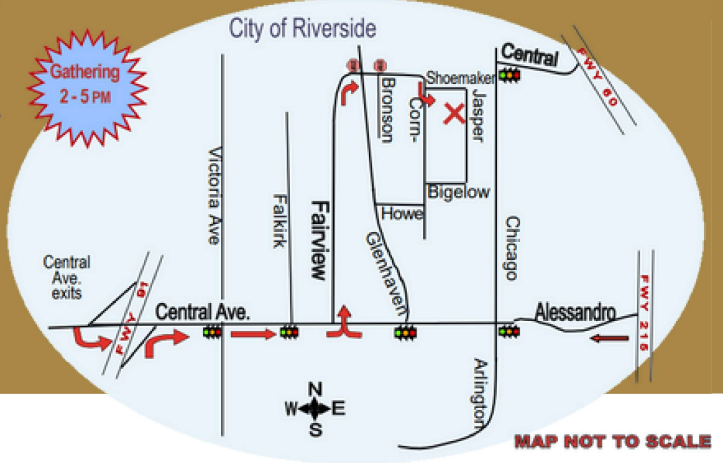
Larry is a very social, honorable & giving man with a spontaneous wit. He is a plant and vegetable gardener using his green thumb wisely and always shares fruits of his labor. **Debby** is a creative, giving, and a humble woman. She is also interested in gardening, but mostly with flowers. Their interest in Koi started accidentally. The gazebo came with the house they bought in 1989, but it was withered and the spa was not used. So, they moved and changed the personal spa to create a small pond complimenting the new Amish Style gazebo they had built. Larry inserted some water plants and dozen goldfish to test the waters, but by this time saw a few other fish called Koi that he fell in love with. They bought a few Koi and learned of **The Inland Koi Society** by the fish dealers. Being beginners, They decided to try that club, hoping to gain more information and friends!

DIRECTIONS FROM THE 91 FWY:

- Exit off Fwy 91 at Central Ave and go east.
- Left on Fairview, past 2 stop signs to Cornwall.
- Forced right on Cornwall, quick left on Shoemaker.
- Forced right on Jasper, and 5349 Jasper Lane is the second house on the right.

DIRECTIONS FROM THE 215 FWY:

- Exit off I-215 on Alessandro and head west.
- Right on Fairview and continue as stated above



Ponder This



Do you have Chameleons in your pond?

Question: A club member heard there are two types of ammonia in our ponds, one good and one bad. She wants to know if she has any of the bad.

Answer:

She heard right. But both are bad, just that one is much worse than the other. The very bad is free ammonia or NH_3 and is very toxic to our fish. The not-so-bad is more properly called ammonium or NH_4 . Together, NH_3 and NH_4 are referred to as Total Ammonia Nitrogen or TAN.

Chameleons are small lizards that can change color to approximate their surroundings. As far as I am aware, I do not have any Chameleons in my pond, and I doubt if you have any either. However, we do have chemical “chameleons” that can change depending upon the environment of the pond.

TAN is that chemical “chameleon” in our ponds. TAN’s components can change from ammonia to ammonium and back the other way around, depending upon the pH and the temperature of the pond. This change happens almost immediately with a change in pH or temperature. The neat thing about these “chameleons” is, at any given pH and temperature, the amount of the very bad chameleon (NH_3) can be determined.

You can purchase some quite expensive equipment to measure ammonia (NH_3) or to measure ammonium (NH_4). But you don’t need expensive equipment. Just measure TAN! For less than \$20 you can purchase a drip test kit that will be just fine for our ponds. You will also need to determine the pH and temperature of the pond. Now that you know the TAN, pH and temperature of your pond, refer to the attached chart.



This chart shows the maximum allowable amount of Total Ammonia Nitrogen (TAN) so that the bad ammonia (NH₃) does not exceed 0.02 mg/L (0.02 ppm). This is a **very low** amount of bad ammonia. But this is the **maximum** amount that our koi can tolerate without apparent harm.

Ideally, your pond should show no ammonia. But if it does and the amount is approaching the value in the chart, you need to act. For immediate, short-term actions: quit feeding, do water changes, stabilize pH, and add an ammonia binder that is compatible with your test kit. For a more permanent reduction in ammonia, ensure your filters are working properly, are clean and are well maintained. You might also consider increasing turn over rate and adding additional filtration. Please note that restarting a filter after a winter shut down or adding new filtration may take several weeks to become effective.

Just remember that having any ammonia, like chameleons, can rapidly change from the not so bad to the very bad with an increase in pH or temperature.

-John Seifert, CKK Inland Empire Water Garden & Koi Society Spokane, Washington USA

This chart shows the Total Ammonia Nitrogen (TAN) allowable in our ponds so that the very bad ammonia (NH₃) does not exceed 0.02 mg/l (0.02 ppm)

°C →		10	12	14	16	18	20	22	24	26	28	30
°F →		50	54	57	61	64	68	72	75	79	82	86
pH	↑ 7.0	10.50	9.52	8.00	6.90	5.88	5.00	4.44	3.85	3.45	2.94	2.50
	7.1	8.70	7.40	6.25	5.41	4.76	4.00	3.51	3.03	2.70	2.38	2.00
	7.2	6.90	5.88	5.00	4.35	3.77	3.17	2.82	2.41	2.17	1.89	1.59
	7.3	5.41	4.65	3.92	3.45	2.99	2.53	2.22	1.92	1.72	1.50	1.27
	7.4	4.26	3.70	3.13	2.74	2.38	2.02	1.77	1.54	1.37	1.19	1.01
	7.5	3.39	2.94	2.50	2.17	1.89	1.61	1.41	1.23	1.09	0.94	0.81
	7.6	2.70	2.35	2.00	1.72	1.50	1.28	1.12	0.98	0.86	0.75	0.64
	7.7	2.17	1.87	1.59	1.38	1.20	1.02	0.90	0.78	0.69	0.60	0.51
	7.8	1.72	1.48	1.27	1.10	0.96	0.82	0.72	0.59	0.55	0.48	0.41
	7.9	1.37	1.18	1.01	0.87	0.76	0.65	0.57	0.50	0.44	0.38	0.33
	8.0	1.09	0.94	0.81	0.70	0.61	0.52	0.46	0.40	0.35	0.30	0.26
	8.1	0.87	0.75	0.64	0.56	0.49	0.42	0.37	0.32	0.28	0.24	0.21
	8.2	0.70	0.60	0.52	0.45	0.39	0.34	0.30	0.28	0.22	0.20	0.17
	8.3	0.56	0.48	0.41	0.36	0.32	0.27	0.24	0.21	0.18	0.16	0.14
	8.4	0.45	0.39	0.33	0.29	0.26	0.22	0.20	0.17	0.15	0.13	0.11
	8.5	0.36	0.31	0.27	0.23	0.20	0.18	0.16	0.17	0.12	0.10	0.09

The values in the above chart were provided by Syd Mitchell of Manky Sanke and are reprinted with permission. Fahrenheit was added for the convenience of those challenged by Celcius. 😊 For more information on ammonia, please visit <https://www.mankysanke.co.uk/html/ammonia.html>



2025 Board of Directors

Officers

- President –
Scott Zehm ~ c 951.237.2508
scottzehm@eee.org
- Vice President – Location Chair
Rob Fales ~ 951.279.0181
- Secretary –
Monica Dirac ~ c 909.754.1944
monicadirac@aol.com
- Treasurer –
Nick Milfeld ~ c 951.892.4269
Nick Milfeld-@inlandkoisociety.org
- Newsletter Editor –
Braelynn Zoetemelk ~ c 951.529.3328

Directors

- **Brenda Aker** ~ 951.316.0263
@inlandkoisociety.org
- **Gavin Alexander** ~ 951.922.5868
gamial@aol.com
- **Tony Coby** ~ 951.486.1816
Jazzman19@gmail.com
- **Deanna Fales** ~ 951.279.0181
@rob_fales@sbcglobal.net
- **Linda Kushner** ~ 951.520.0092
@lindakushner1@gmail.com
- **Larry Leverett** ~ 951.500.2157
@inlandkoisociety.org
- **Theo Zoetemelk** ~ 951.735.9896
@inlandkoisociety.org

Upcoming Events

02 16 ~ IKS Board Meeting

12:30 PM

Larry and Debby Leverett

5349 Jasper Lane, Riverside 92506

Interested members are welcome to attend, but please call hosts to let them know beforehand. 951.781.3887

02 16 ~ IKS General / Potluck meeting

2-5 PM

Larry and Debby Leverett

5349 Jasper Lane, Riverside 92506

03 23 ~ IKS Board Meeting

12:30 PM

Barbara Mathews

17700 Conestoga Road, Lake Mathews
92570

Interested members are welcome to attend, but please call hosts to let them know beforehand

03 23~ IKS General/Potluck meeting

2-5 PM

Barbara Mathews

17700 Conestoga Road, Lake
Mathews 92570



WWW.INLANDKOISOCIETY.ORG



2025 Riverside Community Flower Show & Garden Tour

Celebrating our Citrus Heritage with Zest!

Saturday & Sunday, April 26 & April 27



Gardens 10 am - 5 pm • Show 9 am - 5 pm

FREE Flower Show & Seminars at the Elks Lodge

6166 Brockton Ave., Riverside



Garden Tour \$10 • 6 Local Gardens

Tickets available on our website (Children 16 and under Free)

Don't miss our Garden Fair at the Flower Show!

Submit an entry to our flower show for FREE!

Accepting entries Friday, April 25 only • 4 to 8 pm

Flower Show Seminars Include:

Saturday, April 26

9:30 am **Backyard Citrus Care**
Lucy Heyming
UCCE Master Gardener

10:30 am **Craft Demonstration: Dehydrated Citrus Peel Mushroom Garland**
Debra Corbin-Euston, Patty Walker, and Susan Wright
UCCE Master Gardeners

Sunday, April 27

9:30 am **The Forever Wildfire Season**
Rebecca Levers
UCCE Master Gardener

10:30 am **Herbs: How to Select, Grow and Enjoy!**
Linda Powell
UCCE Master Gardener



Riverside Community Flower Show & Garden Tours

For ticket sales and further information go to:

RiversideFlowerShow.com

Facebook.com/Riversideflowershow



INLAND KOI

Quality Japanese Koi
& Pond Supply



Importers of high quality
Japanese koi.
Complete line of koi &
pond supplies.

Check out our New
Arrivals page
Shop our Featured
Products
Research all of your
Koi Questions

18122 Mt. Washington St.
Fountain Valley CA 92708

Winter Hours:
Daily 10:30am-5:00pm
Monday - Saturday.



Phone: (714) 438-0087
Website: www.inlandkoi.com
E-mail: inlandkoi@inlandkoi.com

THE BEST QUALITY
Japanese Koi
AT A REASONABLE PRICE!

Closed on Sundays



Thank you to **Chien Lee of Nijikawa USA** and to **Iva Gaglione of Ultra Balance** for supplying the Inland Koi Society with a supply of nutritional koi food for its rehoming program!!!



Thank You!!!






Happy Valentine's Day





INLAND KOI SOCIETY
5198 ARLINGTON AVE., #146
RIVERSIDE, CA 92504

Return Service Requested



Visit Our Website: www.inlandkoisociety.org

