

The Inland Koi Connection



THE OFFICIAL
NEWSLETTER
OF IKS
ISSUE 264
MAY-JUNE
2019



**Inland Koi Society
hosts its seventh**

Koi Auction and Used Equipment Sale

**Saturday, June 1, 2019
at Milfelds' Nursery
2550 Adams Street
Riverside 92504**

**Registration & Preview 9 - 10am
Equipment Sale 9:30am - Noon
Koi Auction 10am - 2pm**

**Questions? Equipment to sell?
Contact Nick Milfeld
NickMilfeld@inlandkoisociety.org
951.780.7395**



NO Sunday, May 26 Regular Meeting

The IKS Board generally meets on the second Sunday evening at 5:00 or 6:00 pm; they share hosting the meetings, providing simple refreshments. Members are welcome to attend, but should let the hosts know their intention to do so.

The **May** Board meeting is scheduled for May 26 and will include the final Auction Planning Meeting. It will be hosted by the Zoetemelks at 6PM, with dinner served at 5PM.

- **April 28 at Ed & Linda Kushner's in Corona:** We had 45 members and guests. Ed talked about their pond and the complete remodel, with a display board depicting key stages of the project. Nick and Larry, Auction co-chairs, discussed the whole process, from Friday set-up and transporting of rescue koi to the way the auction works. Volunteers were given their assignments and other information. Best surprise: Carl & Mary Leever were finally back, as were Scott & Phyllis Zehm: illness, surgery just can't keep 'em down!
- **Membership:** The membership list was culled to 72, plus a new member the week before the meeting.
- **Meeting Dates:** Ed has these dates, hosts and speakers confirmed:
 - 26 May ~ **NO Meeting:** Koi Auction the next Saturday, June 1
 - 01 June ~ **Koi Auction & Used Equipment Sale** ~ at Milfeld's Nursery, Riverside ~ Volunteers assigned to cover all jobs.
 - 23 June ~ **Aiko Howo**, Redlands ~ Speaker TBA
 - 28 July ~ **John & Cricket Mouw**, Riverside ~ Speaker TBA
 - *Hosts are needed for August forward; call Ed Kushner to volunteer.*
- **Koi Rescue:** •QT pool for Auction is at the Kushners'. Fish being donated to the club may be quarantined there until the event. •There are about 40 koi in QT. •Deadline to register to sell fish at the auction was Wednesday, May 15. •Donating koi to the auction? Ed may be able to arrange to pick them up from you.
- **Koi Auction ~ Saturday, June 1:** •Besides rescued koi, members may bring fish to sell, with a limit of 6 bags per member family, or donate them to the club. •All members should register by May 15 to sell or to give koi to the Auction; call the Kushners to let them know.
- **Norco HS Pond Project:** Students are still working on the project. The skimmer and vortex are in place, and the barrel filters are lined up with all the plumbing connections made. Eric and Deanna Fales continue to work on blueprints and instructions for a project manual.
- **No New Business: Next Board meeting: Sunday, May 26, at 5pm**, at the Zoetemelks' in Norco.

BOARD OF DIRECTORS

President: Linda Kushner

951.520.0092 ~ lindakushner@inlandkoiociety.org

Vice President: Ed Kushner ~ Meeting Sites & Speakers,
Web Liaison ~ Koi Re-Homing

951.520.0092 ~ edkushner@inlandkoiociety.org

Secretary: Monica Dirac

909.887.7497 ~ monicadirac@aol.com

Treasurer: Nick Milfeld ~ Membership, Auction

951.780.7395 ~ nickmelfeld@inlandkoiociety.org

Newsletter Editor: Peggy Milfeld ~ Directory, Printing

951.780.7395 ~ peggymelfeld@inlandkoiociety.org

Director: Brenda Aker ~ Liaison with Tom's Farms

c 951.316.0263 ~ BrendaAker@inlandkoiociety.org

Director: Ed Broomfield ~ CKK (Certified Koi Keeper),
KHA (Koi Health Advisor)

c 909.519.7026 ~ EdBroomfield@inlandkoiociety.org

Director: Deanna Fales ~ Raffles

951.279.0181 ~ DeannaFales@inlandkoiociety.org

Director: Rob Fales ~ Pond Tour Co-Chair

951.279.0181 ~ robfales@inlandkoiociety.org

Director: Larry Leverett ~ Properties Manager, Auction

951.781-3887 ~ larryleverett@inlandkoiociety.org

Director: Theo Zoetemelk ~ Buffet & Banquet Supplies,
Liaison with Norco High School

951.735.9896 ~ theozoetemelk@inlandkoiociety.org

Director: POSITION OPEN

IKS HELP LINE

Koi Health ~ K.O.I. Rep.: Spike Cover ~ 949.855.2371

AKCA Representative ~ Mac McClain ~ 951.398.7048

macmcclain@inlandkoiociety.org

Librarians: Books & Videos listed on IKS website

Jim & Tess Poyle ~ 951.797.3007

Database: Orville Hanson ~ 951.682.3107

Web Master: Alecia Everett ~ ikswebmaster@yahoo.com

Badges: Jack Marrin ~ 909.792.3603

jackmarrin@inlandkoiociety.org

Sunshine: Francine Hoffman ~ 951.781.8209

•When calling our volunteers, you might get a recorded message. Please suggest a time when you're home to receive a return call, or when you would like to call back.

•Remember that phone advice is given based on your input; the ultimate responsibility for treatment remains with you.

•You can call our Librarians to request information on a particular topic and they will bring it for you to the next meeting, or make other arrangements to get it.



Koi Auction and Used Equipment Sale

Saturday, June 1
at Milfelds' Nursery
2550 Adams Street
Riverside 92504


Workers Arrive	8:00am
Preview & Registration	9am
Equipment Sale	9:30am - Noon
Koi Auction	10am - 2pm

The Auction Committee, led by Nick Milfeld and Larry Leverett, have decided on several guidelines and rules for a smooth-running Auction.

- For the sake of the fish and all in attendance, we will limit the total number of "lots" of bagged koi that will be put up for bid. We will all want to finish at a reasonable hour.
- To control the quality and health of the offered fish, only club-quarantined and club members' koi will be allowed; no outside fish will be accepted. However, anyone may sell equipment, which must be received before 9:30am the day of the event.
- Members are asked to "pre-register" the koi they wish to sell so we will have the best idea of how many fish we will be handling. In listing their koi, members need not identify the variety, but should state color and give approximate sizes or lengths (as 6-8" or 16-18"). If you have not taken a form, one can be emailed to you by Nick (951.780.7395), or at worst you may register at the last minute the morning of the Auction.
- There is a suggested limit of six bags of koi per member family, remembering that smaller fish may be combined in one bag, while larger ones should be bagged alone, separately. Bags and rubber bands are available from Ed Kushner (951.520.0092)
- Koi are sold with a 50/50 split with the club up to \$300; anything above \$300 goes to the seller. For equipment, the club gets 25% of the selling price.

What you need to do now:

- If you plan to sell some of your koi, start by deciding which ones you want to remove. This is also a good time to take inventory of what you have.
- Make sure your quarantine tank (QT) is ready to receive fish, and transfer the selected fish to it. They will be much easier to catch and bag from quarantine and less stressed than if they are chased around your pond the day before the Auction. This will also save a lot of time if you need help from the committee....
- Yu can easily move fish between the pond and QT as you make your final decisions as to which you will sell. Remember that you shouldn't feed the koi you are selling for several days prior to the Auction.
- Make an inventory of extra equipment you might want to pass on. Make sure items are clean and in working order — or make note of what is wrong with them — and consider what price you would like to get and what you will settle for. The asking price will be marked on the item, but the person in charge of sales will know your minimum so he can dicker with the buyers.
- Save boxes for carrying bagged koi, for yourself or for the club.
- Workers will wear the red "Oriental Couple" T-shirts or another red shirt.
- Any questions, call Nick or Larry (951.781.3887).
- We'll see you all on the 1st!






Robin J. Fales

CLASS OF 2019

Master of Science in Biology from California State Polytechnic University,
Pomona attending the University of Washington to begin PhD this Fall



WELCOME TO OUR NEWEST MEMBERS!

Write these folks into your Directory, seek them out at meetings, and make them welcome! More than fellow members, make them friends!

1/17/2019 ~ Ben & Reiko Israel ~
Riverside CA 92503 ~ ben@benisrael.com

2/13/2019 ~ Pamela Delgado ~ Referred by Ed Brown
3395 Lynwood Drive ~ Highland CA 92346
909.203.2891 (C) ~

2/13/2019 ~ Floyd Diaz ~ Referred by Ed Brown
41224 Sea Island Court ~ Temecula CA 92591
951.821.0705 (C) ~ floyd740@gmail.com

3/24/2019 ~ Gina Castello ~ Referred by Ed Brown
1000 Fourth Street ~ Calimesa CA 92320
951.522.9962 ~ castello.gina@yahoo.com

3/24/2019 ~ Mike Massaro ~ Referred by Ed Brown
3554 Rawley Street ~ Corona CA 92882
951.283.5247 ~ mike@candylearning.com



4/24/2019 ~ John & April Spurling ~
2663 Sovereign Way ~ Riverside CA 92506
213.458.2566 (C) ~ jdspurling@gmail.com

New Members: Our Member Directory includes members' photos. If you haven't been able to attend meetings recently, I'm still accepting last minute 'selfies' for inclusion in the 2019 update. Maybe have a friend snap several shots for you, and send me your favorite! Couples: please keep your heads somewhat close together and side-by-side. Thank you!

Email photos to Peggy at peggymilfeld@inlandkoiociety.org

Ed Broomfield, CKK, KHA 2019 Koi Person of the Year



Ed & Louise Broomfield joined Inland Koi Society in November of 2015, with almost two months before they could join us at another meeting. They jumped in with both feet, subscribing to *KoiUSA* immediately and hosting a meeting within six months of membership. This is not the norm: this is commitment that has grown stronger in the years since.

Although the Broomfields like to hit the road for several months each year, Ed also committed to two educational programs, first earning Certified Koi Keeper status from K.O.I., and then adding Koi Health Advisor from AKCA. Both programs are a financial investment and require hours of independent study, but Ed believes in education.

IKS members are now the beneficiaries of Ed's learning: he is a willing speaker and newsletter contributor, and enjoys sharing what he has learned while learning more through experience.

We are pleased to honor Ed as our Koi Person of the Year!

Tancho owned by Phil & Rachel Hunter 2019 Koi of the Year



We were pleased to receive eight entries for this year's Koi of the Year contest, more than I can remember in any prior year. And there were some beautiful koi in the mix: an absolutely stunning *Tancho Kohaku* that had members saying 'photoshopped!'; a *Shiro Utsuri* (white with black *sumi*), three *Hi Utsuris* (black with red or orange *hi* marks), an interesting *Sanke*, and two I couldn't identify.

That *Tancho* would win was almost a given as soon as the photos went up. A *Gin-Rin* (reflective scaled) *Kohaku*, this rare specimen has the requisite stand-alone perfect circle of head *hi*, the only red on a lustrous white body. Congratulations to the Hunters! Submitted to AKCA....



In April we met at **Ed & Linda Kushner's** home in Corona. President Linda opened the meeting at 3:15pm, after our usual delicious potluck luncheon. Everyone had had ample time to check out the koi in quarantine for the coming Auction, and to explore the pond. We were all delighted to see **Carl & Mary Leever** again, as Mary has had some serious health problems that kept them from us since last August. It was also good to see **Scott & Phyllis Zehm** (Phyllis had back surgery in early February) and **Larry & Dorothy Wolf** back with us again. We also welcomed our newest member, **John Spurling** of Riverside, whose application was received just days before the meeting.



Linda introduced Ed as our first speaker of the day, and he started by thanking all the members for coming and then reminded us that the Club needs help from our members to keep running: we need more volunteers to sit on our board. Ed then talked about his ponds.

The original pond was built in 2004. It had a liner and was only 18" – 30" deep. It had two skimmers, one with a submersible 8,300gph pump, and the other with an external 7,500gph pump. Submersible pumps cost more to run. The liner leaked, despite all attempts to fix it, so in 2015 the pond was rebuilt. The new pond is lined with concrete, is much deeper at 5'-6' deep, and holds 17,000 gallons. It also has two skimmers plus four bottom drains. The main filter has a new larger pump and there is also a UV light by the waterfall. In 2009, the Kushers built another 1,400-gallon quarantine pond. They added 48 solar panels to their electrical system and significantly lowered their electric bills. The pumps are not all on the same circuit breaker and there is a backup generator.

The Kushners used to lose fish to predation. They built a wooden shade structure over most of the pond that has deterred the birds, and they have an electric wire near the top of their boundary fence to keep the raccoons out.

Nick Milfeld talked about our Koi Auction on June 1. We need a minimum of forty volunteers to run the Auction, so those who had not yet signed up to volunteer talked to Brenda. If you plan to bring fish to sell or to donate to the club, let Ed Kushner know before May 15. The fish will need to be brought to the Auction site on the Friday afternoon before. Let Ed know if you cannot bring the fish yourself: help may be available. Sellers must fill out a form listing each fish they bring over and a different form if Ed picks up their fish for a donation. They will receive 50% of the sale price up to \$300 and all that is over \$300 if selling; nothing if the fish are donated. Do not feed fish for at least two to three days or preferably a week before the Auction.

Sellers with new or used equipment for sale will receive 75% of the sale price. The percentage is higher as equipment does not need bagging, oxygen, or much other handling.

Larry Leverett was our third speaker, reminding us that this Auction is the annual fundraiser for the Club; without the income the Club cannot function. Posters and flyers to publicize the event can be taken to any suitable location. Set-up will start on Friday at 3:00pm, with job orientation on Saturday morning at 8:00am.



The equipment sale will start at 9:30am and close at noon; the fish auction starts at 10:00am. Workers will be supplied with drinks and donuts in the morning and lunch. Please bring any empty boxes for people to take their fish home in.

Larry also showed us pictures of the most popular varieties of Koi, reminding us of the subtle differences between *Sanke* and *Showa*. *Kohaku* is white with red spots. *Sanke* is white with red and black spots, and *Showa* is black with red and white spots, but some specific rules differentiate the two. The *Tancho Kohaku* is considered the most desirable variety.



Lastly, members voted **Ed Broomfield** as the **Koi Person of the Year** and selected **Phil & Rachel Hunters' Tancho Kohaku** as the **Koi of the Year**. There were eight entries this year... some really nice koi! With no other announcements or business, we all enjoyed our usual raffle before the meeting was adjourned at 4:50pm.

~ M.F.D.



Many of our members have not participated in one of our Koi Auctions, so I thought I'd give you pictures of the set-up as best I can show it. At Milfelds' Nursery there is a steel building opening onto a gravel area where everything is set up. The area is covered with shade cloth, which helps on sunny days but doesn't really beat the heat. Pray for a cooler day this year.

The driveway runs the full depth of the property, and cars will be parked the length of it. A wooden runway is flanked by chairs; for the bidder/buyers; koi are shown in a blue tub set on a wagon and

pulled the length of the runway and back while bidding goes on (*see the back page photos*). Areas are set up for unbagging koi for display, and rebagging sold fish. It's a well-choreographed dance by a dozen fish handlers. A section is walled off for display of equipment for sale.

Registration tables are set up for bidder/buyers and for equipment sellers and buyers. Food sales are up front, and picnic tables available. Show tanks full of bagged koi at the back. Buyers have the opportunity to preview the fish before the auction starts and note which lots they may be interested in. Tanks are filled with fresh treated water for rebagging, we add oxygen to every bag, and we have guys maintaining the water quality all day. Larry & Nick even designed a special table for draining bags of water without flooding the work area (*check it out!*)

It's a busy day, and several of our friends from San Diego Koi Club come to work with us. The San Diego crew taught how to do it all in 2007, before our first event, and every Auction has been an exhausting success.

**See you there!
8:00AM sharp!**



"Ultra Balance koi food produces great year-round results for the hobbyist or professional koi keeper."
— John Svelan

Ultra Balance Premium Koi Food
Health. Value. Color.

Locate a dealer and enter to win a free bag of Ultra Balance Premium Koi food at koifood.com

BIOCONVERTER SHUTDOWN

by Ed Broomfield, CKK, KHA

At our Inland Koi Society meetings there is always the topic of the day. At our last meeting the discussion was about what happens when a bioconverter (aka *biofilter*) shuts down. While most of what was said was correct, there seemed to be a lack of background information about what is occurring and what you should do about it.

So I thought I would write a short article -- trying not to get too technical -- about bioconverter failure and how to take care of it. The scope of this article deals only with the bioconverter and not the entire pond system. What happens in a koi pond when there is a biofilter failure is a whole different pondside discussion.

First, some basics. A bioconverter contains colonies of nitrifying bacteria (*bacteria*) which convert ammonia to nitrite and then to nitrate. In other words, they convert the *really bad* stuff into *not-so-bad* stuff. An established colony of bacteria requires the following to function: ammonia, oxygen, calcium carbonate (KH) and water flow. Remove any of these and bioconversion stops.

So, what happens inside a bioconverter when water stops flowing? First, the nitrifying bacteria will start to become dormant. Second, water within the filter will start to form a toxic stew. This stew occurs as oxygen levels drop, causing nitrate to convert back to nitrite (NO₂).¹ Keep in mind that nitrite is more toxic than ammonia.

So how much time do you have, and what should be done to prevent this toxic stew from entering the pond?

First, there is a myth that bioconverting bacteria colonies will immediately die. While these bacteria will die off, this process takes time. Also, nitrifying bacteria are very resilient and will not immediately die but become dormant; they are easily reactivated when conditions improve.²

Second, although as dissolved oxygen (DO) will drop, this occurs slowly. Let me explain: Oxygen levels are temperature dependent. Pond water at 75°F has an O₂ level of 8 mg/l; at 90°F, the O₂ level is 7 mg/l. This is far from ideal but is definitely survivable. Also, the O₂ level will only decrease as the bacteria consume the ammonia; and as ammonia de-

creases, so does oxygen consumption. In fact, it will take at least four hours for the bacteria to start to die, and a bacteria die-off can take a very long time.³ Additionally, research has shown that *almost all* aquatic organisms can survive indefinitely with oxygen levels above 5 mg/l, and oxygen levels between 3 and 5 mg/l can be tolerated for a few hours.³ The bottom line is, established nitrifying bacteria colonies are resilient and the toxic stew takes time to develop.

So what steps should you take when your biofilter stalls? The first thing you should always do when your pond is in crisis is *take a deep breath and switch to decaf!* Then....

1. Fix whatever is causing the bioconverter failure:
 - * If the repairs take longer than 24-hours, chemically balance the pond and perform daily water changes. Chemically balancing a pond is yet another pondside discussion.
2. If a failure is less than 4-hours, simply restart the system.
3. If a failure is greater than 4-hours, drain or back flush the bioconverter prior to restart.
4. You can slow the toxic stew development in two ways:
 - * By adding hydrogen peroxide to the bio filter. Dose it at ½-gallon per 1,000 US gallons (100ml per 400 liters), OR
 - * By placing an aerator into the filter. A small aquarium aerator will do.
5. Prior to filter restart, test the pond for ammonia and neutralize as necessary.

I hope this discussion proves helpful. If you would like to learn more about this and many other pond topics, visit <https://koiorganisationinternational.org>. The site is a great source of information. 🌸

References:

¹ Syd Mitchell – Improving Your Biologic Filter

² Chris Neaves – Successful Koi Keeping and Basic Facts about Filtration

³ Norm Meck – Pond Water Quality



Thank you to
Dain Corrales of
NIJIKAWA USA
and
Sandy Caldwell of
ULTRA BALANCE
for so graciously
supplying
INLAND KOI SOCIETY
with a nutritional
food supply for the
KOI REHOMING
PROGRAM



Pandasia Koi and Garden

21185 Canyon Drive, Wildomar 92595

951-265-3691

infopkoi@gmail.com

www.pandasiakoi.com



PROFESSIONAL QUALITY KOI FOOD

- DOES NOT CLOUD WATER
- EASY DIGESTION
- IMMUNE SUBSTANCE ADDED
- COLOR ENHANCING



**ISO 9001:2000 REGISTERED (UKAS,ANAB)
YOUR QUALITY ASSURANCE**

Aqua Delite®

**FREEZE DRIED SHRIMPS &
FREEZE DRIED SILKWORM PUPAE**



- HIGH IN PROTEIN AND NATURAL NUTRIENTS
- GOOD SUBSTITUTE FOR LIVE AND FROZEN FOOD
- FOR FRESH OR SALT WATER FISH



- HIGH IN PROTEIN FOR RAPID GROWTH
- BETTER SLIME PROTECTION
- HELPS TO RESIST BACTERIA AND PARASITES

DISTRIBUTED BY:
UP RIGHT TRADING CORP.
TEL: 626-579-0578
TOLL FREE: 877-424-3364
E-MAIL: sales@uprighttrading.com

© 2012 Up Right Trading Corp. All Right Reserved.



K.O.I. News!

Koi Organisation International

Current Accurate Useful

NEW PERKS



For MEMBERS and CKKs!

Need a Reference?

- For something you're writing?
- A presentation?
- Disagreement with a fellow Koi Keeper?
- Just curious about the science?

NEW! Reference Service Available!

Email Spike:

- He will research it in his extensive library of fish books and send you the best reference(s) he can find!
- scover1@cox.net

NEW Blog Posts! Over 650 Available!



[SVC Info](#)

[Koi vs. Otter](#)

[Prevent Chlorine Poisoning During Refill](#)

[Blood Platelets](#)

[KHV Status in Japan](#)

[Humor – Evolution of a Club](#)

[Effects of Toxic Residual Pharmaceuticals](#)



K.O.I. sponsors GROUP BUYS!

There are currently 4 available!

Members, CKKs, Students, Instructors only.
SPECIAL CKK ONLY deals



ALL NEW Course!

Advanced FILTRATION #303!

Topics Include:

- Air lifts
- Heating a pond
- Dissolved organic carbon
- Trickle towers/Bakki showers
- Ozone
- Improving basics, and TONS more

1st Offering Expected this fall!

INLAND KOI

Quality Japanese Koi
& Pond Supply



Importers of high quality
Japanese koi.
Complete line of koi &
pond supplies.

**Our staff is currently in
Japan for the
Fall Koi Harvest!**

Pictures of new koi and arrival
date will be updated on our
NEW ARRIVALS page soon.

**18122 Mt. Washington St.
Fountain Valley CA 92708**

Store Hours:
Mon - Sat., 10:30am-5:00pm
Closed on Sundays



Phone: (714) 438-0087
Website: www.inlandkoi.com
Email: inlandkoi@inlandkoi.com

THE BEST QUALITY
Japanese Koi
AT A REASONABLE PRICE!

HARRISON'S Koi FARM

POND KOI • SHOW QUALITY KOI
2000 KOI on display from 3" to 30"

Specializing in hard to find varieties

- KOI FOOD
- SUPPLIES
- EQUIPMENT
- CONSULTATION



Terry & Koren Harrison
5580 / 5582 Rio Road
Riverside, CA 92509

(951) 369-9998

COMPUTER REPAIR & SERVICE

\$45
Per Hour
for Repairs

Special Service
Pkg. Available
(Commercial
& Residential)



L and E
Integrated Solutions

Linda Kushner

951-333-4147

lindakushner1@gmail.com

- Remove viruses & Malware
- Install security protection
- Maintain & manage computer via remote access
- Train you in Windows applications
- Backup and data recovery
- Will be your IT consultant
- Troubleshoot any hardware
- Cell phone apps installation & training
- Expert staff with over 30 years experience

\$5⁰⁰ OFF
Repairs

1st time customers

Valid w/coupon only • Not valid w/other offers



SAVE THE DATE

KOI FEST

JUNE 8TH
10AM - 5PM

Mystic Koi

1250 W. ARROW HWY UPLAND, CA 91786



When you check in at meetings, look for "Question of the Day" forms at the registration table and write down any pond- or club-related question(s) you have. We will set aside a time during each meeting to answer any questions that are submitted.

We've found that written questions are a practical format for our Panel Discussion programs, and several have noted that conversations over lunch frequently focus on issues one member asks another about. The questions are often common to several people, and the answers would be profitable to all.



Spending a few minutes answering current queries should be an interesting addition to the agenda.



~IKS Library & Video Tapes~

Just go to our web-site <http://www.inlandkoiociety.org> and check on Resources. A menu will come down with two choices; "IKS Library" is the link you want to choose. You can reserve any book or video from the on-line Library just by contacting **Jim & Tess Poyle at 951.797.3007** and they will bring your selection to the meeting. Members may check out one item at a time.




MAY	12	 Mother's Day
	25	17th Chili Cook-Off & Car/Cycle Show ~ Magnolia Ave. between Van Buren & Jackson, Riverside / Sat., 9:30am-5pm / Free family event: Kid Zone, crafts & games; beer garden, live music, food, vendors / info@riversideabp.com or call 951.509.1100 for registration, vendor apps, etc.
	26	IKS BOARD & FINAL AUCTION MEETING ~5pm / Hosts: Theo & Jeanne Zoetemelk , 1407 Second St., Norco 92860 / Interested Members welcome, call 951.735.9896 NO GENERAL MEETING
	5/31 -6/2	South Bay Spring Home & Garden Show ~ Long Beach Convention Center, 300 E Ocean Blvd, LB / Fri 12N-7pm; Sat 10am-7pm; Sun 10am-5pm / Free
	31	IKS KOI AUCTION & USED EQUIPMENT SALE ~ Set-up all day / 2550 Adams St., Riverside 92504 Contact Nick for info, to help.
JUNE	1	IKS KOI AUCTION & USED EQUIPMENT SALE ~ 8am for all workers; coffee & doughnuts available. Auction runs 10am-2pm; clean-up follows.
	9	IKS BOARD & AUCTION REVIEW MEETING ~5pm / Hosts: Nick & Peggy Milfeld , 1644 Northhampton Dr., Riverside 92506 / Interested Members are welcome, call 951.780.7395 to let hosts know.
	16	 FATHER'S DAY
	23	IKS POTLUCK MEETING ~ 2-5pm / Host: Aiko Howo , 1335 Sterling Road, Redlands 95373 / 909.798.1436 / Speaker: TBA
	29-30	2019 AKCA Business Meeting & Wet Lab ~ Hyatt Regency, Greenville SC / Info: donnbda@aol.com
JULY	4	 4th JULY INDEPENDENCE DAY
	7	IKS BOARD MEETING ~5pm / Hosts: Ed & Linda Kushner , 1556 Vandagriff Way, Corona 92883 / 951.520.0092 / Interested Members are welcome; call to let hosts know.
	28	IKS POTLUCK MEETING ~ 3-6pm / Hosts: John & Cricket Mouw , 16187 Porter Ave., Riverside 92504 / 951.776.8323 / Speaker: TBA
AUG	11	IKS BOARD MEETING ~5pm / Host: Brenda Aker , 2375 Chateaux Way, Corona 92882 / 951.316.0263 / Interested Members are welcome; please call to let host know.
	25	IKS POTLUCK MEETING ~ 3-6pm / Hosts and Speaker TBA



INLAND KOI SOCIETY
5198 ARLINGTON AVE., #146
RIVERSIDE, CA 92504

Return Service Requested



Visit our website: www.inlandkoisociety.org