

The Inland Koi Connection



**THE OFFICIAL
NEWSLETTER
OF IKS
ISSUE 245
JULY
2017**

Summer Schedule ~ 3-6 pm



**Sunday
July 23**

Pot Luck Meeting

3:00 - 6:00 pm

**Our Hosts~
Nick & Peggy Milfeld
1644 Northhampton Drive
Riverside 92506
951.780.7395**



The IKS Board meets monthly, generally on Wednesday evening following the Sunday regular meeting. The meeting begins at 7:00pm and is open to any interested members.

The June 28 meeting was held at the Milfelds' in Riverside; a Chinese chicken salad and a steak salad were provided for dinner, pies for dessert. We discussed the usual business and reviewed the Auction:

- **A turnout of 40** at the Francos' was a bit low, perhaps due to distance and the heat. But what the rest missed! Alex is a landscaper with a tropical green thumb; we were immersed in his little piece of Maui in Tustin. His yard overwhelms every other house on the street.
- **Confirmed** meetings for all but the October 23 meeting:
 - **July 23**, may be changed to Milfelds' in Riverside; 3 - 6 PM.
 - **August 27** at Mark Corser's in Corona, catered BBQ. Sign-up at the June meeting give an initial count of 27 planning to attend. A must see giant new pond, hoping to be finished in time. Call Peggy to put your name on the list; sign-up continue at July meeting. More detail soon, host is on vacation. Summer schedule, 3 - 6 PM.
 - **Sept. 24** field trip to Barstow Koi; arrangements by Tom Wright.
 - **Nov. 19** returning to the Malls' in Temecula for Thanksgiving.
 - **Looking for volunteer hosts for October, January...call Rob.**
- **Rescue:** Will relocate remaining rescued koi soon to a private lake.
- **Library:** IKS is looking for a new caregiver for the club's library, which consists of a rolling cart of books and videos. Must be willing to receive calls, bring requested items to meetings, become familiar with books and possibly report on or 'plug' a resource occasionally.
- **2017 Koi Auction:** Nick & Larry, co-chairs, led a review of the event. Financial report: lower profit because of T-shirt expense, a freebie for each volunteer; sold a lot of them too. Registered 49 bidders, which included a free lunch, but sold \$100 in food & beverages. Five members sold fish with 50/50 split, one donated his koi; very little equipment received for sale (75/25 split with club). Auction from 10 - 2, last lot sold just before 4pm! Lots of HUGE fish! Discussed problems and possible solutions for future auctions. So much help from KCSD!
- **Next Board meeting: Wed., July 26, 7pm**, location TBA.*

Peggy Milfeld, Secretary Pro tem _ (' . ') _ /

* Members wishing to attend a Board mtg. should let the host know.

BOARD OF DIRECTORS

President: **Position Open**

Vice President: **Rob Fales** ~ Meeting Sites & Speakers
951.279.0181 ~ Rob_fales@inlandkoiociety.org

Secretary: **Position Open**

Treasurer: **Nick Milfeld** ~ Membership
951.780.7395 ~ NickMilfeld@inlandkoiociety.org

Newsletter Editor: **Peggy Milfeld**
951.780.7395 ~ PeggyMilfeld@inlandkoiociety.org

Director: **Deanna Fales** ~ Raffles
951.279.0181 ~ Rob_fales@inlandkoiociety.org

Director: **Ed Kushner** ~ Koi Rescue
951.520.0092 ~ edkushner@inlandkoiociety.org

Director: **Linda Kushner** ~
951.520.0092 ~ lindakusner1@gmail.com

Director: **Larry Leverett** ~
951.781.3887 ~ LarryLeverett@inlandkoiociety.org

Director: **Jack Marrin** ~ Info, Club Properties
909.792.3603 ~ jack@marrin.com

Director: **Tom Wright** ~ Koi Health
951.990.5479 ~ TomWright@inlandkoiociety.org

Director: **Theo Zoetemelk**
951.735.9896 ~ theozoet@charter.net

IKS HELP LINE

Koi Health, K.O.I. Rep.: **Spike Cover** ~ 949.855.2371

AKCA Representative ~ **Mac McClain** 951.398.7048

Librarian: Books & Videos listed on IKS web-site
Audrey Rowland ~ 951.233.3671

Database: **Orville Hanson** ~ 951.682.3107

Web Master: **Alecia Everett** ~ ikswebmaster@yahoo.com

Badges: **Jack Marrin** ~ 909.792.3603 ~ jack@marrin.com

Sunshine: **Francine Hoffman** ~ 951.781.8209

• **When calling our volunteers, you might get a recorded message. Please suggest a time when you're home to receive a return call, or when you would like to call back.**

• **Remember that phone advice is given based on your input; the ultimate responsibility for treatment remains with you.**



We're flexible and comfortable with change, so when Mariano & Cathy Palpatotoc regretfully reported a family situation would prevent them from hosting the July meeting, the IKS board reached out for an alternative site... Preferably one with some shade for the guaranteed hot weather. The Milfelds agreed. We have oft visited their pond and most of you know them well; for those who don't, here's the *CliffsNotes* version of their story:

•**Married** 46 years, **Nick & Peggy** blended two families; they have three grown children (Tim, Todd and Shana), who have given them six grandchildren (four boys, two girls). Their first great-grandson arrived last Thanksgiving, making his new grandpa the happiest guy in town.



Tim & Alex

•**Moved** to Riverside from Temple City 30 years ago this December, at the same time relocating the family-owned wholesale nursery from Monrovia to the Riverside greenbelt. It was their first brand new home and Nick chronicled the construction with almost daily photos... an excellent resource for future additions and repairs.

•**Hardscaping** the half-acre of DG and clay took about two years, starting only after a *fourth* landscape architect was able to put Nick's ideas on paper. In January '89m after about 32 truckloads of topsoil and amendments were worked in and the land was terraced to soften the 2:1 slope to the back wall, *Rock Formations, Inc.* began to dig the pond, pool and spa. By May an extra crew came in to begin the front yard hardscape.

•**Pond Construction** meant months of dirt and dust, the neighbors thinking they were building a *Disneyland* out back! The plan called for a 30'x15' rebar and gunite pond ranging in depth from 2' to 4' and holding 11,000 gallons, plus the filter system. An island was created in the middle, with low walls dividing the pond into two sections, separately drainable for major maintenance. A large patio and deck were added to the house. Tons of boulders were carefully placed in the yard, but no real rock touches water in either pond or pool; that was the genius of *Rock Formations*.

•**Plumbing** was 2" and 4" ABS and PVC for both pool and pond; filters would be enclosed in a block 'cave' between them, wrapped and capped in concrete 'rock' hand-painted to imitate the natural boulders, and then concealed by overhanging juniper.

•**Filtration**, originally, was a totally inadequate sand filter never designed to handle fish waste. Within a few months of completion, the pond needed help! Bob Walters built a pair of pre-filters fed by the bottom drains and skimmer (driven by two 1/4hp *Sequence* pumps. Tony Simental, an IKS member at the time, used block to construct a 3-chamber up-flow rock-gravel-silica sand filter above the cave to polish the water after it went through a UV light; return is via a 24/7 waterfall, plus several venturi for circulation. A 2hp pump pulls water from two bottom drains to feed the giant waterfall, which runs only for an audience.

By 2002, tree roots had caused a crack in a corner of the filter chambers and a second filter system was added so the chamber could be repaired. It's a *PatioPonds Gravity-flow Cyclone 7500 system* — a combination of three vortexes and a 120watt *Aqua UV* — located by the garage. The dividing walls served to contain the koi near the deck while the larger section was drained and drilled through on the lawn-side wall. Two bottom drains were added as a retro-fit, and the lawn was dug up to connect them to the vortexes.



Nick's drawing was edited as the landscaping evolved.



Finished, and just begun... Jan. '88



Digging is done: pond, spa, pool




Walls divide the pond



Pool & pond filters will be housed in a block-walled room between them



3-chamber up-flow



•**Landscaping** began in July '89: as holes were dug for the trees, the boulders were set in place. Some 72 trees were planted, all on drip for the duration: various pines, ginkgo, Japanese maples and redwoods in the back, liquid amber, pines and crape myrtles in the front. The first year they watched the trees grow, doubling and tripling their heights, and within a few years most of the backyard had to be replanted with shade-loving groundcovers and plants. Over the years, a dozen of the big trees have been removed.



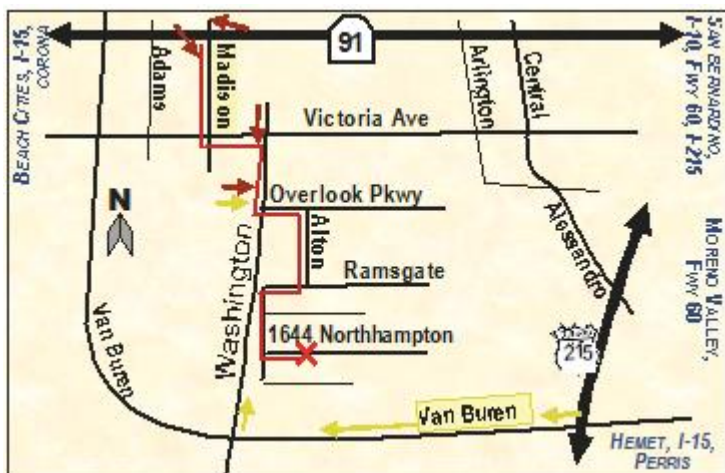
I have finally heard that our guest speaker this month will be Jeff Fleischer of ZNA SoCal and present AKCA Chairman. We had the pleasure of meeting Jeff in June at the Francos' home, so it will be fun to share another of our club's ponds with him. ☺

Turn the page and you'll find the map to the Milfelds. See you there!

•**During the meeting** we'll continue sign-ups for the August meeting, which will be catered, and begin a sign-up for our **September Field Trip to Barstow Koi**. This will be a bus trip, so seating is limited.

July hosts: Nick & Peggy Milfeld
1644 Northhampton Drive, Riverside 92506
Home phone ~ 951.780.7395
Summer schedule: 3 - 6 pm

- ♦ FROM 91 FREEWAY IN RIVERSIDE, EXIT ON MADISON STREET.
- Go approx. 1 mile south to VICTORIA AVE., an old divided street, and turn left.
- Turn right on WASHINGTON at the 4-way stop; turn left at signal on OVERLOOK.
- Take the first right (ALTON WAY), go right at the 'T', and then you are forced left. Go 2 blocks & turn left. It's the second house on the right.




2017 SCHOLARSHIP RECIPIENT


The \$500 award will help with the cost of textbooks as she continues her fourth year of studies in Animal Science at UC Davis. Keep up the good work!

WELCOME TO OUR NEWEST MEMBERS!

Write these folks into your Directory, seek them out at meetings; make them welcome! More than members, make them friends!



Referred by Tom Wright, Joe & Peter Cao:
02/26: Alex & Angela Franco
 1151 Windsor Lane ~ 714.782.4122
 Tustin 92780
 AJHorticultureOC@gmail.com



Referred by Tom Wright, Joe & Peter Cao:
02/26: Mitch & Connie Lentz
 26762 Cadiz Circle ~ 949.306.7674 (Mitch)
 Mission Viejo 92691 ~ 714.400.8597 (Connie)
 lentzc@icloud.com ~ mjlfloor@gmail.com

Referred by Rob Fales:

03/10: Pat Brotman ~ Victory Tischler-Blue
 2920 E. Via Vaquero Rd. ~ 760.902.3789 (cell)
 Palm Springs 92262
 Pb@cvdermatology.com


Referred by Ed Brown:

05/16: Tony Coby
 24888 Augusta Ct. ~ cell 951.486.1816
 Moreno Valley 92551

Referred by Ed Brown:

05/16: Mike Ector
 4799 Elderwood Ct. ~ 951.415.5452
 Riverside 92501
 Michael.Ector@amerigas.com

06/03: Charles (Chuck) Hille
 16842 Stallion Pl. ~ 951.565.0946
 Riverside 92504
 chuckhille@netzero.com



06/03: Vicki Weston
 8439 Shalimar Place ~ 951.237.2784
 Riverside 92504

06/03: Cricket Mouw
 16187 Porter Ave. ~ home 951.776.8323
 Riverside 92504 ~ cell 951.398.9139



Referred by Tom Wright:
07/05: Jack Chapman (KCSO, "Koi Jack")
 3340 Rancho Diego Circle ~ 619.669.0490
 El Cajon 92019




Referred by Tom Wright
07/05: Jeff Fleischer (ZNA SoCal, AKCA Chair)
 16649 Superior Street ~ 818.826.9001
 Northridge 91343

*I hope to have photos for everyone soon.
 If I don't have yours, come out to a meeting
 or send me a selfie, milfeld@msn.com. ~Peggy*

kioiorganisationinternational.org
If you're not havin' fun, you're not doin' it right!



Jeff Fleischer
AKCA Chair



New-Vicki Weston

We arrived early to **Alex & Angela Franco's** home in Tustin, so I had the chance to explore, following my nose from flower to flower, my ear from water to water. I started on the sidewalk at the front corner of the yard (1), as if coming from the neighborhood, and saw Alex's love of his trade as well as his love of the tropical flora. Folks arriving closer to 2:00 could follow their noses to the patio deck (2) where Angela was grilling burgers and hot dogs. *Yum!*



I found the 800-gallon stream (3) flowing under the wooden bridge to the front door. Turn left at the door and there's a hidden sitting area and a built in drinking fountain; great when working in the yard! There's also the ladder to Alex's treehouse (4), door open and inviting, but I chickened out. I could see a chair and imagine hours there with a good book. *[I wonder if neighborhood kids know about it? Grandson Noah (5) will be up there soon!]*



When Rob called us together, he set the scene for a special day. *Sit back, close your eyes, breathe deeply... See in your mind's eye the profusion of tropical flowers, inhale their scent... Hear the gentle trickle of waters, a trill of birdsong, the silence of traffic, of anything but the breeze... Not too difficult to immerse yourselves in the Islands, a bit of that paradise hidden away... in a backyard... in Tustin....*

Several visitors came, as well as some members we've been missing for a while; our friends and family are always welcome to join us. Lunch was served from indoors and was huge, as usual. Finished and ready to listen, Rob began by introducing our hosts and presenting Alex with his IKS name badge (6), then turned the meeting over to him.

To explain all the features and filters could have been an hour-long tour, and several of the guy did follow Alex into the wilds to see the behind-the-scenes workings (6), filter set-up you'd never know were there—would never imagine could be there—unless you were told and then shown. Remarkable design! And so much completed in so little time! We were reluctant to leave, and Alex and Angela made it so easy to stay. Thank you for a beautiful afternoon!



Monday brought a message from our host; I forward to all: *Thank you for coming. I don't know how to send this out to everyone, but I hope it lived up to expectations and was worth the drive and possibly traffic. ~Alex Franco*

After the Auction, Ed and Theo still had many koi in their QT tanks, and they all still needed homes. The excess could be attributed to exceptional rescue efforts (like the Blue Cut Fire rescue last August) or our limitation of how many lots we would try to sell at auction.

Friends who live in a Senior development have spoken before of several 'pond options' on the property that have become favorite destinations for the more robust who like to hike into nature instead of engaging in mall walking. Checking it out with their 'authorities', there were several places where some of our kioi could be relocated, whether large or small fish. They would go into an environment that had supported hundreds of koi in the past, before the piping system was damaged and the pond was drained.

To the rescue team, that was great news, and they set about planning not a rescue, but the reverse. Same gear, same energies, a vastly different result: 25 homeless koi would be returned to 'the wild' and be given a new lease on life. Their presence would be a treat for all those who regularly visit the popular public hiking area. June 17 was the chosen date.

Easily accessed by a regular 2WD SUV, they carted everything down a partial dirt road, through an orange grove and down another dirt road, then transferred it all to our friend Dick's off-road golf cart for the last 200 yards. With a truck-like bed, it was great to carry the koi containers.

Removing any koi with sores and any that just looked unhealthy, the Fales had to put down only four or five of the koi. Four others were given to Theo for his nephew (and in thanks to Theo for housing them for the eight months). Once at the lakes, Eric was given the honor of making the release. ☸

Through the groves to meet Dick...




Camera ready
Dick oversees
Eric's release
of 25 koi...



Views of the lakes... Hikers gather....



How Hot is Too Hot?



As much as we are bothered by the excessive heat of this June, have you wondered if your koi are affected by it, too? Well, they are. The biggest hazard to your fish in the warmer months is low oxygen (*low dissolved oxygen, DO*) levels.

Without the full discussion, DO is probably the single most important water quality factor you need to understand. O₂ dissolves in water at very low concentrations; our air is 20% oxygen or 200,000 ppm, but seldom will a pond have more than 10 ppm. Low oxygen levels lead to a cascade of events that can finally result in a disaster: the combination of warmer water, faster plant growth, and a growing biomass of fish finally causes the oxygen level to drop to a point where fish are stressed enough to get sick or start dying. At 90°F, only about 7.0 ppm of DO can be maintained in fresh water; koi become stressed at 4.0 ppm and start dying at 3.0 ppm.

Our goal, then, is to do what we can to keep our pond water temperature from getting above 90°F and add as much oxygen to the water as possible. Shade sails may be the quickest option to create shade for the hottest part of the day; if your filter system is outside, cover it, too. Landscape solutions may include a trellis, trees or a hedge as a sunscreen. If you have a waterfall, increase the water flow if you can, which will also add oxygenation.

Finally, we need to reduce the amount of food we feed and also reduce feedings to only once or twice a day. Try to feed in the morning or late evening when the water temperature is lower. Remember that the optimum water temperature for koi and goldfish is between 70° and 78°F degrees. Once your water temperature goes above that level, over feeding your fish can cause additional problems with ammonia levels and oxygen depletion.

We are cautioned to reduce feeding and limit it to once or twice a day, preferably early morning and or late evening when the water is cooler. With sunlight until after 8pm, that's easy! Koi activity is based on temperature; if they're active they need feeding. However, at high temps —86 and up— they slow down as much as we do. Limit the amount you feed to what the koi will eat in five minutes.

A final concern: warmer water temperatures and stressed fish can also mean increased susceptibility to parasites. Set aside your feeding times as opportunities to enjoy your koi; feed them slowly and check them up close for the visible bugs like anchor worm (which multiply rapidly when water temp tops 77°F) and fish lice (look for 'freckles' that seem to move!) (I guess we'll talk about that next month....)

We love our summers and snow-free winters, but they too have a price. As Ray Jordan has said,

"As far as I know, no one has ever had to shovel sunshine!"

Koi Horoscope: Moving on.... to year 2023, *Year of Kohaku*, a parallel to the Chinese Year of the *Rabbit*.

Kohaku	1939	1951	1963	1975	1987	1999	2011	2023
--------	------	------	------	------	------	------	------	------



know koi are social creatures, which is why you don't quarantine one alone: it's too stressful. How much you want to apply such attributes to a fish — or to any other animal, for that matter — is up to you, but we have seen some awesome examples of empathy and caring among God's creatures.

The Leveretts will share how their koi gathered under another fish to keep it buoyed and upright until it recovered from whatever stress had it hugging the bottom of the pond. Larry had netted the koi and manually 'swam' it back and forth to revive it, but eventually had to let it try to make it on its own...sink or swim. That's when its mates took over.

As you get to know your koi, you too may find unique personality traits that set certain fish apart from the oth-

Year of the KOHAKU

The Kohaku has a pure white (*shiro*) body with red (*hi*)* patterning. Period. These two primary colors are a giant step away from a one-color koi, and are the most sought after variety with a limitless and fascinating variation in possible patterns. Certainly no two Kohaku are alike... until you begin to talk Tancho. **hi* (pronounced HEE)


Kohaku is one of the *gosanke*, the "Big Three," consisting of Kohaku, Sanke and Showa, and is believed to be one of the first ornamental carp varieties to be developed, dating back to 1888 in Japan when the now-extinct *Gosuke* bloodline was begun. Today, *Tomoin* and *Yagozen* are the only two remaining major Kohaku bloodlines in Japan. Kohaku and Sanke are the only two koi with traceable bloodlines, so pedigree can be considered when selecting either. Not an iron-clad guarantee of how a fish will develop, but great potential is identified from certain breeders (and not always from the best-known), especially in terms of size potential. Beyond bloodline, there are three key marks of good Kohaku: **body shape**, **skin quality**, and **pattern**.

•**Skin quality** is the one desirable element that is immediately apparent in young fish, but do not confuse this with color, an entirely separate issue. While "finished" *hi* should be deep orange-red and stable in an adult koi, young koi, even of the highest grade, lack sharp finished edges on the pattern (their scales are still semi-transparent), have not stretched their patterns apart, and have not been treated with color-enhancing foods.

High-quality skin is difficult to describe but is unmistakable once you have seen it. Good white skin has a blemish-free sheen, as though painted with several coats of silk emulsion paint (*the most durable of all emulsion paints, giving a high sheen finish*). Other descriptive term for this attribute are luster, depth, clarity, purity; the impeccable white skin is equally important on Doitsu as on fully-scaled Kohaku.

•**Body shape** changes over time: young koi of both sexes are slim and fill out with age, so body potential is harder to assess in the younger/smaller judging classes. Clues that a fish will grow to a really large size (to a good volume) are a thick caudal peduncle (*the wrist between body and tail*; I would think *ankle*), and broad shoulders.

•**Pattern**, the third element in judging, gives Kohaku its uniqueness and is its greatest attraction. Strict formal guidelines for placement of *hi* determined the value of a Kohaku in the past, but are more relaxed today. Among Japanese exhibition standards for Kohaku is *Dangara*, which refers to a pattern of well-separated markings resembling stepping stones in a pool; they are stand-alone



patches of *hi* anywhere on the head or body of the koi, but single, random red scales don't qualify:

•A **single stripe** from head to tail is not valued in Japan, but is quite acceptable today. If it forms a zig-zag pattern, it is called *inazuma* (lightning strike), from the winner of the 1970 All Nippon Show. The perfect single step, of course, is the *Tancho*, with its perfect crimson circle centered between the eyes and no other spot of *hi* at all. [see January 2017 newsletter]

•**Two-step**, *Nidan Kohaku* are imposing and patterns should be balanced.

•**Three-step**, *Sandan* should have pleasing balance between size, shape and position, not symmetry, neither overly heavy on one side.

•**Four-step**, *Yondan* rarely is clear-cut.

•A Kohaku with more than four markings must be a *Komoyo* (markings are small, less than a quarter the length of the fish) and is of little value. Remember, young fish that look 'finished' may not have enough *hi* to finish well as skin stretches over a growing frame; on the other hand, one with seemingly over-heavy *hi* may 'grow into itself' as its steps stretch apart.

Kohaku are bred to have the following characteristics:

•The *hi* should be bright, even across the whole of the body, with no white scales within them (a serious fault). Markings should be balanced, although not strictly symmetrical.

•The edges of *hi* should be well defined. Edges near head are never as sharp as near tail, but should still be clean.

•The *hi* should not extend forward past the eyes (except in *Tancho*) nor into fins (not strictly adhered to).

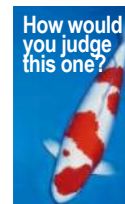

•The *hi* should not extend past lateral line. This requirement dates from a time when all koi were viewed in a pond from the top. Fish bred to be kept in tanks may not necessarily adhere to this standard.

•The *hi* should not spread beyond nostrils, nor into tail fin.

•There must be *hi* on the head of the fish. Fish without *hi* on the head are called *bozu*, referring to the shaven head of a Buddhist monk; this is considered a fault. *Kuchibeni* or 'lipstick' markings, seen as a reminder of heavily made-up Geisha girls (not respectable) were thus rejected; but today it can balance a weaker pattern.

Two unacceptable *hi* 'patterns' are an all red (*Akamuji*) and all white (*Shiromuji*); they occur normally in breeding and are culled in Japan. Saving grace allows *Akamuji* to be shown in *Kawarimono* category as *Benigoi* or *Hiaka*; if *Akamuji* has white fin tips, as *Aka Hajiro*. Grace is given, too, to *Shiromuji* with metallic scales, popular as a 'platinum'.

Mature scaled Kohaku, with highest quality skin, on close observation, appear to be reticulated, with a tone-on-tone coloration. The net-like appearance creates a striking effect, especially as the reticulation is all over the body, a unique texture impossible to appreciate in Doitsu. ☞



INLAND KOI

Quality Japanese Koi
& Pond Supply



Importers of high quality
Japanese koi.
Complete line of koi &
pond supplies.

There are beautiful koi in
our latest shipment!

Check our New Arrivals page.

If you see a fish that you like,
please call or email us and
we'll reserve it for you.

18122 Mt. Washington St.
Fountain Valley CA 92708

Winter Hours:
Daily 10:30am-5:00pm



5"-6" koi
from
Niigata



Phone: (714) 438-0087
Website: www.inlandkoi.com
Email: inlandkoi@inlandkoi.com

THE BEST QUALITY
Japanese Koi
AT A REASONABLE PRICE!

HARRISON'S KOI FARM

POND KOI • SHOW QUALITY KOI
2000 KOI on display from 3" to 30"

Specializing in hard to find varieties

- KOI FOOD
- SUPPLIES
- EQUIPMENT
- CONSULTATION



Terry & Koren Harrison
5580 / 5582 Rio Road
Riverside, CA 92509
(951) 369-9998

COMPUTER REPAIR & SERVICE

\$45
Per Hour
for Repairs

Special Service
Pkg. Available
(Commercial
& Residential)



L and E
Integrated Solutions

Linda Kushner
951-333-4147
lindakushner1@gmail.com

- Remove viruses & Malware
- Install security protection
- Maintain & manage computer via remote access
- Train you in Windows applications
- Backup and data recovery
- Will be your IT consultant
- Troubleshoot any hardware
- Cell phone apps installation & training
- Expert staff with over 30 years experience

\$500 OFF
Repairs

1st time customers
Valid w/coupon only • Not valid w/other offers

Sunday morning our friends lost a favorite koi to uncertain causes. It had become lethargic mid-week and disinterested in feeding, cowering on the pond bottom and showing signs of stress. Being a mature 32-inch female and always pleasingly plump, they thought perhaps she was egg-bound; they wondered if the males in the pond were all too small to approach her, maybe too intimidated by her size to try a spawning.

They tubbed her and tried to massage her belly to release eggs, but to no avail. Taking pictures, they reluctantly put her back into the pond and sought counsel from Joe & Peter at Inland Koi, hoping they

could recommend antibiotics or something. Instead, they found that the antibiotics can no longer be sold retail. The best they could say was that yes, she may be egg-bound. Sunday she was gone.

I'm impressed by the clarity of their cell phone photo — you can even see the growth rings on the scales. They made some slides and used a microscope to detect ... nothing. They had tested and the water parameters were all okay. Perhaps a few of you will study the evidence and see what symptoms you can identify. Is it sunburn, infection? No visible injury? At present, she's on ice; perhaps for an autopsy later, but are curious what our experts can see....



Useful Websites for Koi-related Info:

www.koiphen.com #1 koi online forum. Access Koi Calculators at <http://www.koiphen.com/forums/koicalcs.php?do=calcsalt>

<http://www.akakoi.com.au/Glossary.html> An extensive alphabetical glossary of Nishikigoi terms (for perfect koi ID)

koi-care.com pond maintenance info, koi food, diseases, koi care, breeding

KoiFishPonds.com a broad koi site dedicated to good koi ponds & water gardens; equipment & supplies at discount

andrewskoi.com inlandkoi.com Local dealers/importers providing extensive info online



Pandasia Koi and Garden

21185 Canyon Drive, Wildomar 92595

951-265-3691

infopkoi@gmail.com

www.pandasiakoi.com



Thank you to
Dain Corrales of *Nijikawa USA*
and
Iva Gaglione of *Ultra Balance*
for so graciously supplying
Inland Koi Society
with a nutritional food supply for
the Koi Rescue Program.



PROFESSIONAL QUALITY KOI FOOD

- DOES NOT CLOUD WATER
- EASY DIGESTION
- IMMUNE SUBSTANCE ADDED
- COLOR ENHANCING



**ISO 9001:2000 REGISTERED (UKAS,ANAB)
YOUR QUALITY ASSURANCE**

Aqua Delite®

FREEZE DRIED SHRIMPS & FREEZE DRIED SILKWORM PUPAE



- HIGH IN PROTEIN AND NATURAL NUTRIENTS
- GOOD SUBSTITUTE FOR LIVE AND FROZEN FOOD
- FOR FRESH OR SALT WATER FISH



- HIGH IN PROTEIN FOR RAPID GROWTH
- BETTER SLIME PROTECTION
- HELPS TO RESIST BACTERIA AND PARASITES

DISTRIBUTED BY:
UP RIGHT TRADING CORP.
TEL: 626-579-0578
TOLL FREE: 877-424-3364
E-MAIL: sales@uprighttrading.com

© 2012 Up Right Trading Corp. All Right Reserved.



We're Back!

Camellia Koi Club will be hosting
an AKCA Koi Show at
The Old Sugar Mill Wineries Tasting
In Clarksburg, CA
This Labor Day weekend,
September 2 & 3, 2017



- Koi Auction
- Awards through size 9
- Raffle
- Artisans
- Koi Dealers and Vendors
- Wine Tasting!
- UC Davis Veterinary Medicine will be represented.
- Dr. Jesse Sanders, DVM, CertAqV will be there too.



We need your support.
Reserve your tank for the show now,
Only \$60!

There's also space left for vendor
booths. Booths will be on the lawn and
in the shade.

Prices start at only \$350.


See www.Camellaikoi.org or

Email Bob...TheNewMrBob@gmail.com



J U L Y	4	 4th JULY INDEPENDENCE DAY
	14-8/13	Orange County Fair — Costa Mesa / rides, shows, speedway racing, farm displays /
	23	IKS POTLUCK MEETING — 3-56m / Hosted by Nick & Peggy Milfeld, 1644 Northhampton Dr., Riverside
	26	IKS BUSINESS Meeting — 7pm / Location TBA / Includes final Auction review. Members welcome.
A U G	29-30	CA Watermelon Fest — Hansen Dam Soccer complex, Lakeview Terrace / carnival, games, live entertainment, kid zone, melon skiing, free melon / watermelonfest.org Midsummer Scream Halloween Festival — Long Beach Conv. Center / celebrate spirit of... massive show floor, vendors-exhibitors, haunted attractions, live entertainment / midsummerscream.org / 323.963.4266
	7/5-8/31	Festival of Arts — Laguna Beach / 85th year: 1140 artists, plus tours, workshops, concerts / 949.494.1145 / lagunafestivalofarts.org
	27	IKS POTLUCK MEETING — 3-6pm / Hosted by Mark Corsser, 3851 Ashwood Circle, Corona 92881 / RSVP
	30	IKS BUSINESS Meeting — 7pm / Location TBA / All Members welcome.

**I PLEDGE ALLEGIANCE TO THE FLAG
OF THE UNITED STATES OF
AMERICA, AND TO THE
REPUBLIC, FOR WHICH IT
STANDS; ONE NATION,
UNDER GOD, INDIVISIBLE
WITH LIBERTY AND JUSTICE FOR ALL**



THE KOI CLUB OF SAN DIEGO
ANNUAL FRIENDS OF KOI AUCTION
SATURDAY, SEPTEMBER 30TH, 2017



Hundreds of Beautiful Koi from 6" to jumbos will be looking for new homes at bargain prices.
Returning this year, the used Equipment Auction!

Held at
Freshwater Flora & Fauna 2137 Via Corte Escondido, CA 92029
David Curtright, Owner

Sellers please stop at the first driveway to register and save time Saturday morning.

Sellers	7:30 a.m.	Check in of your <u>pre-bagged</u> Koi and used equipment. Oxygen is available upon arrival, <u>if requested</u> . Note each bag received will be auctioned as a single lot; please separate your Koi into individual bags prior to arrival. The club reserves the right to reject any Koi for health concerns. Please note the 6" minimum size and if you wish to bring more than 20 Koi you must have prior approval; contact Linda at 619-200-4146.
----------------	-----------	---

Bidder registration is \$5.00 and includes a lunch & drink ticket for one. Additional sandwiches, chips and drinks are available for purchase.

Buyers	9:00 a.m.	Viewing of the Koi and used equipment for Sale
	10:00 a.m.	Auction starts
	12:30 p.m.	Approximate 30 minute lunch break
	3:00 p.m.	Approximate end of the auction and your new Koi are available to be picked up. Please note Koi cannot be removed until the end of the auction, <u>without approval prior to the day of the auction</u> .

Buyers should quarantine their purchases; the club makes no guarantee of the Koi's health. Bring boxes/coolers to transport your new fish safely.
Payment is accepted in cash, check or credit card. Sales tax is added to each purchase. Your Koi will be in a new plastic bag with oxygen; all you will need are boxes/coolers for the trip home.

For more information
Please contact
Tamsie Pierce (tamsie@cox.net)
koiauction@koicsd.org / 619-427-9008
<http://KoiClubofSanDiego.org/>

SAVE THE DATE!

IKS is planning a Field Trip to **Barstow Koi Farm** on September 24, our regular Sunday date. We will begin taking reservations this month for the rental of a bus. We ask a **\$10 fee per person** to reserve a seat on the bus. Put it on your calendar now and sign up at the meeting or call the Milfelds at 951.780.7395.

Please leave a message if we're not home to answer!

This can be a buying trip for anyone who wants to add to their collection, and Barstow specializes in some very special varieties. If you're even thinking about buying, **have your QT tank ready** in advance and **consider bringing a box or preferably a cooler for transport**.


Better to have one and take it home empty than to find that perfect fish and not have a safe, cool way to get it home.





INLAND KOI SOCIETY
5198 ARLINGTON AVE., #146
RIVERSIDE, CA 92504

RETURN SERVICE REQUESTED



Primary 3-chamber
up-flow filter
above cave



Secondary
Gravity-flow filter



Pool & Spa



QT tank



In the Cave



Patio Kitchen

Visit our website: www.inlandkoi.org