


The Inland Koi Connection



**THE OFFICIAL
NEWSLETTER
OF IKS
ISSUE 258
OCTOBER
2018**



Sunday, October 28

IKS Pot Luck Meeting

2:00 - 5:00 pm

26723 Manchester Dr.

Menifee 92586

Hosted by

Armand & Eve Blais

714.717.2470

The IKS Board generally meets on the second Sunday evening at 5:00 or 6:00 pm; they share hosting the meetings and providing simple refreshments. Members are welcome to attend, but should let the hosts know their intention to do so.

The **October 7** Board meeting was postponed to October 14. It was hosted by the Milfelds at 6PM, with dinner served at 5PM; 14 attended.

- **September 23 at Tom's Farms in Corona:** We had a huge turnout, 66, including representatives from Tom's Farms, visitors, new members. **Ed Brown** gave Part 2 of a talk on plants, focusing on aquatics for in the pond, with Q&A following. Assistant General Manager **Linda Cervantes**, shared the history of the venue, and Assistant Grounds Manager **Peter Torres** talked about the pond; they have asked for advice from IKS to get the pond clean and stabilized.
- **Membership** is up to 92, with 23 new members and 69 renewals. Forms for 2019 renewals will be inserted in the November newsletters.
- **Meeting Dates:** **October 28** meeting will be hosted by **Armand & Eve Blais** in Menifee; **Eric Triplett** will discuss the pros & cons of different types of ponds. November 18, the Sunday before Thanksgiving, will be our annual Feast at **Jerry & Pat Malls'** home in the Temecula hills. Sign-ups to attend and for food items to complete the traditional menu will continue through October; the list so far is on page 4. Renewal dues will be collected, we'll have Elections for 2019, and Koi Races for fun!
- **Koi Rescue:** •Ed has about 20 koi left in QT; **Tony Coby** took four. •**Brenda Aker** has set up her pond and reclaimed her koi. •Ed is researching a new pool for the coming Auction season.
- **KoiUSA:** find our own **Ed Broomfield** in the latest issue!
- **Outreach Proposal:** Norco HS students have begun digging their 3200-gallon pond; **Theo** is designing filtration parts for them to build, and **Eric Fales** is making blueprint drawings of all parts for the instruction manual. Board agreed to appropriate up to \$500 toward the project, to be spent only as needed. Much of the needed 'parts' are being donated.
- Board agreed financial / funding issues shall not be handled by email, "except when the tyranny of the urgent demands otherwise," such as a pump going out on the club quarantine tank.
- **New Business:** Discussed publication date of new Directory; Board agreed it should be done after Renewal process is finished and roll has been culled end of March. May be sooner if all renewals are in.
- **Next Board meeting: Sunday 4 November, at 5pm**, at the Zoetemelks'. The Board was adjourned at 7:47 pm.



BOARD OF DIRECTORS

President: **Linda Kushner** ~

951.520.0092 ~ lindakushner@inlandkoiociety.org

Vice President: **Ed Kushner** ~ *Meeting Sites & Speakers*

Web Liaison ~ Koi Re-Homing ~ Pond Tour Co-Chair

951.520.0092 ~ edkushner@inlandkoiociety.org

Secretary: **Monica Dirac** ~

909.887.7497 ~ monicadirac@aol.com

Treasurer: **Nick Milfeld** ~ *Membership*

951.780.7395 ~ nickmilfeld@inlandkoiociety.org

Newsletter Editor: **Peggy Milfeld**

951.780.7395 ~ peggymilfeld@inlandkoiociety.org

Director: **Brenda Aker** ~

c 951.316.0263 ~ BrendaAker@inlandkoiociety.org

Director: **Ed Broomfield** ~ *Koi Health Advisor*

c 909.519.7026 ~ EdBroomfield@inlandkoiociety.org

Director: **Deanna Fales** ~ *Raffles*

951.279.0181 ~ DeannaFales@inlandkoiociety.org

Director: **Rob Fales** ~ *Pond Tour Co-Chair*

951.279.0181 ~ robfales@inlandkoiociety.org

Director: **Larry Leverett** ~ *Properties Manager*

951.781-3887 ~ larryleverett@inlandkoiociety.org

Director: **Tom Wright** ~ *Koi Health*

951.990.5479 ~ tomwright@inlandkoiociety.org

Director: **Theo Zoetemelk** ~ *Buffet & Banquet Supplies*

951.735.9896 ~ theozoetemelk@inlandkoiociety.org

IKS HELP LINE

Koi Health ~ K.O.I. Rep.: **Spike Cover** ~ 949.855.2371

AKCA Representative ~ **Mac McClain** 951.398.7048

macmcclain@inlandkoiociety.org

Librarians: Books & Videos listed on IKS website

Jim & Tess Poyle ~ 951.797.3007

Database: **Orville Hanson** ~ 951.682.3107

Web Master: **Alecia Everett** ~ ikswebmaster@yahoo.com

Badges: **Jack Marrin** ~ 909.792.3603 ~

jackmarrin@inlandkoiociety.org

Sunshine: **Francine Hoffman** ~ 951.781.8209

• When calling our volunteers, you might get a recorded message. Please suggest a time when you're home to receive a return call, or when you would like to call back.

• Remember that phone advice is given based on your input; the ultimate responsibility for treatment remains with you.


• You can call our Librarians to request information on a particular topic and they will bring it for you to the next meeting, or make other arrangements to get it.

Armand & Eve Blais joined IKS in April 2014, and promptly invited us to their home in Menifee. This month will be our third trip to Menifee and a chance to see everything Armand has done in the in the last two years. We expect another hot day, but will be sheltered by the huge overhead patio deck. The back yard looks out onto a golf course, which lends a certain expansiveness and really invites a walkabout on a nice day.

Armand's first landscaping in the back yard extended a nautical theme from the front to the rear; there was a fairly small pond full of water hyacinth. The house came with a pond — a hole...dirt piled against the house and garage — and Armand had already gone through four stages of learning and revising to get it right. He was trying to decide, even then, whether or not to do it over.


Right! Do it 'til you get it right. The 2016 version was four feet deep and 5,500-6,000 gallons. Bob Walters and Pete Miles had helped lay out the filtration: pre-filter to a bead filter, then a split in plumbing to send half the water to a waterfall and half to a biofilter and a second waterfall; the pump was a Lim 1/3hp Wave II. There were also two aerators and a 36w UV. It took all of 10 minutes to clean that system, backflush the bead filter and hose out the mesh basket on the pre-filter.

What all has changed in the last two years we don't know, but Armand has been keeping busy. One addition is a big quarantine tank next to the house. Another, a canoe that used to be the grandchildren's favorite seat for feeding the koi, has been removed from the water and dry-docked elsewhere. I'll look forward to the pond talk!



Fewer changes in Armand's and Eve's lives... and retirement isn't slowing him down. He continues to work with his orchestra: he plays the trombone as well as conducting. Eve still works as a med tech and caregiver, still not going very far afield to work, church or shopping.

Do bring your chairs (even though there's lots of seating provided) and your potluck dishes, entering through the gate. Food will be served from inside the house, so come first to the backyard and then enter the house from the patio.



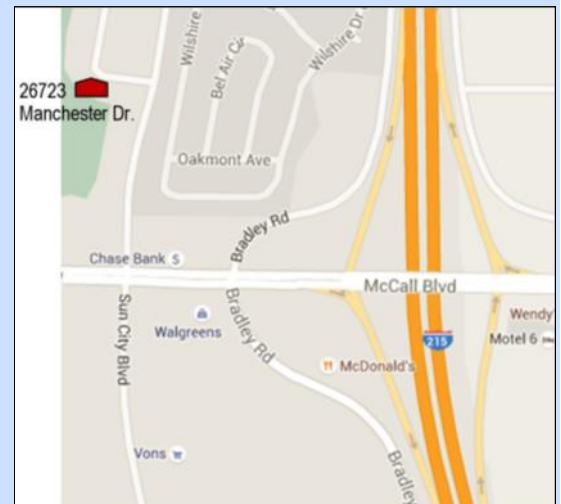
Our speaker this month will be Eric Triplett, The Pond Digger, who will discuss the different types of ponds and the pros and cons of each. Eric is the owner and operator of The Pond Digger Waterscape Design & Construction Company in Yucaipa, and creator of the Helix Life Support Pond Filtration Systems. He has dedicated his life to ponds and shares his experience, both successes and failures, to help professionals

and DIYers create beautiful, low maintenance water features. Come with your questions!

Getting there:

From the 215 Fwy in Menifee, exit at McCall Blvd. and head west. Turn right on Sun City Blvd., the second opportunity. Left on Manchester (watch for our signs) and look for the red doors of welcome!

**26723 Manchester Dr.
Menifee 92586
(714) 717-2470**



Pandasia Koi and Garden

21185 Canyon Drive, Wildomar 92595
951-265-3691
info@pandasiakoi.com
www.pandasiakoi.com

Thank you to
Dain Corrales of
NIJIKAWA USA
and
Iva Gaglione of
ULTRA BALANCE
for so graciously
supplying
INLAND KOI SOCIETY
with a nutritional
food supply for the
KOI REHOMING



"FAMILY FEAST" MENU PLANS & SIGN-UPS

We already have 34 members signed up for the Nov.18 meeting at **Jerry & Pat Mall's**, but I know that's only the beginning. Check the list below if you're still deciding what to bring, and yes, changes of mind are okay! Choose a new recipe you want to try (*we're great guinea pigs*), or an old family favorite. **And please do let us know you're coming so we have room for everyone at the tables.**

- **Stuffing or Potatoes ~ mashed, yams, cheesy....**
Fales ~ Mashed Potatoes Buswell ~ Candied Yams
- **Vegetable Dishes ~ all the family favorites....**
Bob Henry ~ Green Beans
- **Salads, any kind ~ green, fruit, molded....**
Leverett ~ Fruit Platter Milfeld ~ Applesauce
??? ~ Caesar Salad, Egg Rolls ??? ~ Broccoli Salad
- **Muffins, Rolls, Breads....**
??? ~ Rolls
- **Desserts, any kind and all the favorites!**
??? ~ 3X Choco Mousse cake Watson ~ Peach Cobbler
- **Other Items, including Appetizers....**
Mall ~ Turkey & Gravy ??? ~ Relish Plate

Others signed up to attend:

Coby Henry-Vazquez Kushner
Lei Poyle Rein
Richardson Yelenich Zehm

If you're not on the list yet, sign up at the October meeting or call to do it! We'll need a count for seating and ordering the turkey and the deadline to call will be Tuesday evening, Nov. 13.

Please contact the Milfelds at 951.780.7395 or by email to peggymilfeld@inlandkoisociety.org

If you signed up for a menu item but didn't put your name with it, please add your name to the list at this month's meeting. *Thanks!*

New and renewing members:



Ron & Jessica Yelenich ~ Eric Triplett



Ed Broomfield
AKCA Koi
Health Advisor

Coming soon...
Tom's Farms'
Haunted Train! ➤



Looks like **Ed & Linda Kushner** have added a new pup to their family!

WELCOME TO OUR NEWEST MEMBERS!

Write these folks into your Directory, seek them out at meetings, and make them welcome! More than fellow members, make them friends!

7/22/2018: Stan Suh ~ found us on the internet
4724 Golden Ridge Drive ~ Corona CA 92880
cell 714.900.7865 ~ stan@flowlandscape.com

8/5/2018 ~ Bob & Linda Stockdale ~ joined at Board meeting
9979 Timbermist Court ~ Rancho Cucamonga CA 91737
909.774.1125 ~ bobandlindastockdale@gmail.com

8/5/2018 ~ Bill Campbell ~ Referred by Ed Brown
1811 Wesley St. ~ Banning CA 92220
951.922.9708

8/5/2018 ~ Al Lubes ~ Referred by Ed Brown
35334 Smith Avenue ~ Beaumont CA 92223

8/5/2018 ~ Debbie Strangel ~ Referred by Ed Brown
17265 Ridge Canyon Dr. ~ Riverside CA 92506
951.347.9547 ~ dandjoseph@aol.com

8/5/2018 ~ Ron Winsser ~ Referred by Ed Brown
430 West King Street ~ Banning CA 92220
951.849.2967 ~ janetkloos@yahoo.com

8/26/2018 ~ Roy & Ana James ~ found us on the internet
P.O. Box 18088 ~ Anaheim CA 92817
714.283.2839 ~ RJ@Bet-Products.com

8/26/2018 ~ Steve McHan ~ Referred by a member
11525 Richardson St. ~ Loma Linda CA 92354
916.662.1367 ~ STEVEMcHan14@gmail.com

9/23/2018 ~ Ron & Jessica Yelenich ~ Referred by Eric Triplett
Murrieta CA 92562 ~ 951.757.5235 ~ emeinc05@gmail.com

9/23/2018 ~ Chuck & Debbie Miskell ~ Referred by Ed Brown
5002 Foothill Ave. ~ Riverside CA 92503
951.491.5216 ~ milkell@aol.com

9/23/2018 ~ Vicky Grunewald ~ Referred by Ed Brown
39167 Orchard St. ~ Beaumont CA 92223
909.224.3525 ~ Vicky.Grunewald1@gmail.com

9/23/2018 ~ Eric Triplett ~ Rejoining us again: Welcome back!
9012 Oak Glen Road. ~ Cherry Valley CA 92223
951.538.4537 ~ eric@theponddigger.com ~ 800.522.5043

10/9/2018 ~ Margaret (Peggy) Carlson ~ Referred by Ed Brown
23648 Hillview Road ~ San Bernardino CA 92404
909.804.8362 ~ carlsoncasinoparties@gmail.com

10/15/2018 ~ Karim Toursarkissian ~ Referred by Ed Brown
40601 Normandy Road ~ Beaumont CA 92223
909.363.5828 ~ DRT0125@me.com

New Members: Our Member Directory includes photos of members. If you won't be able to attend meetings for a while, please send me a selfie so you can at least be included in the April 2019 update, and we'll be able to recognize you when we do meet!

Email photos to Peggy at peggymilfeld@inlandkoisociety.org

We met on a sunny afternoon at Tom's Farms in Corona. The place was crowded and I had to hunt for a parking space and then search the large grounds for our meeting place, under the large E-Z Up, near the Magic Show. I was happy when I finally found a couple wearing bright red T-shirts with koi on them, close to the greenest koi pond I have ever seen.

Linda Kushner opened the meeting at 3:35pm, after a luncheon provided by Tom's Farms; they served a Mexican menu, members brought desserts, and the club provided drinks. We had one guest, **Vicky Grunwald**, Ed Brown's mother-in-law, and six new members. Linda acknowledged September birthdays and then introduced our first speaker.


Ed Brown gave Part II of his talk on "Aquatic Plants in and around Your Pond"; he gave Part I last month at the Nyiradys'.



Ed began by reminding us not to plant too close to the skimmer! Aquatic plants are a good source of shade, and about 50% of your pond should be shaded to help regulate the water temperature. Koi like to hide under plants and nibble on any algae growing on them. Plants also help keep the ammonia and nitrate levels down, provide a place for fish to spawn, and are pleasing to look at. On the down side, they need to be managed so that they do not overgrow the pond, and dead plant matter provides nutrients for algae.

There are four categories of aquatic plants:

- 1) Floaters, such as *Elodea Canadensis*, are a good source of oxygen, but be sure to keep them away from the skimmer!
- 2) Bog plants, such as Louisiana Irises, grow in shallow areas and may be used for filtration.
- 3) Marginal plants, like *Papyrus*, are semi aquatic and grow in shallow water or in wet soil around the pond edge.
- 4) Bottom plants, such as water lilies, if the pond is not too deep.



Ed again reminded us to landscape carefully around our ponds so that there is no run-off into the pond.

Linda thanked Ed and introduced **Linda Cervantes**, the Assistant General Manager of Tom's Farms, who gave us a brief history of the venue. (She has worked there since February.) Tom, original owner, had always wanted to have his own farm; he founded Tom's Farms in 1971, starting with a fruit stand by the side of the road. Soon he expanded to a farmers market; that flourished and he added a restaurant and an amusement area, followed by a furniture store. In 2017 the property was purchased by Sunny; he had hoped to join us but was delayed out of town.



Peter Torres, Assistant Grounds Manager, gave a brief talk on the koi pond. It has a small Sweetwater filtration system but it is woefully inadequate, way too small and they are counting on IKS to advise them on how to clean up the pond.

Linda Kushner thanked Linda and Peter for their talks and their help in arranging our meeting. They were pleased to offer a home to several of our rescued koi, and are actively building a relationship with the club.

Theo Zoetemelk then updated our members on the progress of the Norco High School koi pond. This is a project that has been dear to his heart for over ten years; it is a potential means of getting young people interested in keeping koi. IKS may use up to \$500 of unused scholarship money towards the project. **Ed Brown** and **Eric Triplett** have offered help with the design and will donate some used equipment, IKS will help with advice and supplies, but the students will do most of the work. They will start by digging out their 3,200-gallon pond and Theo will show them how to make Burt Ballou's style of filtration system. **Eric Fales** is creating blueprint diagrams of the parts that Theo makes for inclusion in an instruction booklet that can be used by teachers at other schools whose students want to build and maintain a koi pond on campus. The goal is to have students become so interested that they take the idea of a pond home with them. A new generation of koi keepers may begin with the hands-on project done at school.



The meeting adjourned at around 5:00pm. Hope to see you all at the next meeting.

~ Monica Dirac, Secretary



Green water has proved a problem with the woefully inadequate filtration for Tom's Farms' pond. They have two Sweetwater filters that just can't handle the volume. In addition, the public is allowed to feed the koi all day, leading to a \$100 per week food bill! As water temps drop this winter and the koi go dormant, they may have to remove the food machines for the season.





Premium
KOI FOOD

Simply the best for the health of your Koi

Health

Color

Value

Win a
5 lb. Bag of
Premium
Maintenance!

Enter at
www.koifood.com

Ask your local dealer about
Ultra Balance Premium Maintenance and Growth
diets today

Ultra Balance Premium Maintenance Formula

Ideal For:

- Year-round use for fish over 2 years old
- Crowded or stressed pond conditions
- Fish of all ages when water temperatures are below 64° F





Improved Water Quality → Healthier Fish → Brighter Bolder Colors

Manufactured By:

Star Milling Co.

in Perris, CA, USA

 www.koifood.com

 /ultrabalancekoifood

 /starmillingco

Visit us at the SOUTHERN ARIZONA KOI ASSOC. KOI SHOW ~ NOV. 10-11 ~ Oro Valley Market Place, Tucson AZ

Everyone knows that water temperature plays a big role in how active koi are, but a koi's metabolism and ability to digest certain types of foods are also affected. It's critical that as temps drop with approaching winter -- or increase with the onset of summer -- that you feed your koi the right amounts and at the right time. To illustrate some of the more important points of koi feeding schedules and how they are tied to water temperature, check out these Q & A's.

Q: IS IT OK TO CONTINUE FEEDING MY FISH SUMMER FOOD AND JUST FEED THEM LESS OF IT?

A: Koi have temperamental digestive systems. To remain healthy and happy, they need specific types of food at different times of year—so no, we don't recommend feeding your fish Summer food as we go into Fall. Here's why....

~ Feeding Less

Giving your fish less food is a good idea, especially as water temperatures start to drop. This will cause them to produce less waste, which will help in maintaining good water quality, and slow down their digestive systems. Fish naturally do this on their own: they will eat less food as temperatures decrease because the cooler water will slow their metabolism.

~ Macronutrient Shift

As water temperatures cool, fish need a diet that's easier for them to digest – a wheat germ-based diet like a *Spring & Fall fish food* – that's carbohydrate-heavy rather than protein-rich. We recommend using a wheat germ based food when water temperatures are between 40° to 50°F. In Summer, fish crave protein to grow and put on muscle weight. But in the Fall and Spring, they're in transition between fasting and feasting and lacking some digestive enzymes, so they'll need something that'll gently slow down (or wake up) their metabolism.

~ Up the Veggies

Even though wheat germ is the most common food to feed fish in the Fall, you can still give your fish a treat in place of high-protein foods, too. Toss them some Cheerios, oatmeal or brown rice. Share some healthy vegetables, like carrots, pumpkin or frozen peas. They'll provide important nutrients while being gentle on their system.

~ 50-Degree Mark

As soon as water temperatures consistently read below 40°F on your pond thermometer, remember to stop feeding your fish for the Winter. Don't worry: they won't starve. The fast will give your fish the opportunity to give their digestive systems a break and live off their fat reserves added in the Summer. By Spring, they'll look fresher and healthier than ever.

~ Cooler Temps, Slowing Systems

Fish, including the koi in your pond, are *poikilothermic*, which is a fancy term for "cold-blooded." Their internal temperature varies with the ambient external temperature. So in Winter, when the pond water cools, the body temperatures of your fish cool, too. And with that dip in body temperature comes a reduced need for nutrients.

A wheat germ-based diet is designed to transition your pond fish from eating a high-protein, high-energy diet – which they

enjoy throughout the summer to fuel their active underwater lifestyles – to their annual wintertime fast, when they enter into a torpor state, or period of metabolic inactivity.

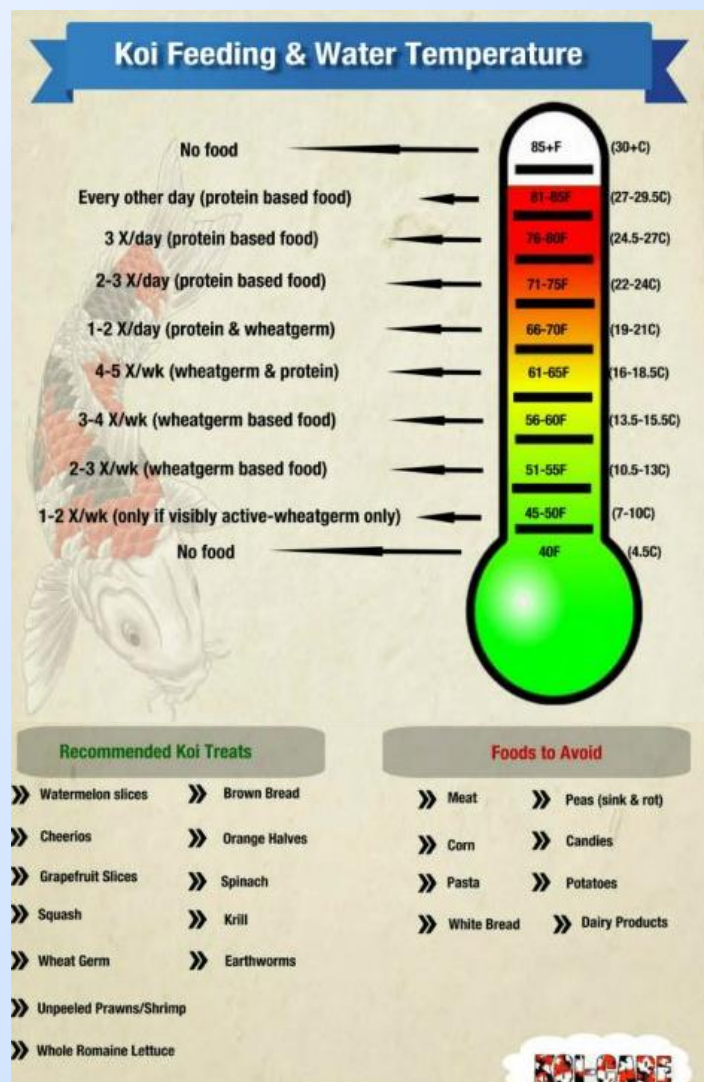
~ Time to Switch!

So, when do you start transitioning your koi to the wheat germ-based diet? In the Fall, when the water temperature falls to 70°F or so, feed your fish a mixture of the wheat germ *and* protein-based food, gradually increasing the wheat germ and decreasing the protein-based food until you're feeding 100 percent of the wheat germ-based food.

As soon as the water temperature reaches 55°F, stop feeding your fish altogether.

In the Spring, after any (potential) ice thaws and the water reaches 55°F, start feeding the wheat germ-based diet once again. As the temperatures warm, begin adding small amounts of the protein-based food. By the time the water temperature reaches 70°F, switch completely over to the protein diet.

When you help your koi through the temperature transitions and provide them with the right types of nutrients to support their health, you'll be rewarded with active, colorful fish with strong immune systems that can fight parasites and viruses that show up in the Spring.



INLAND KOI

Quality Japanese Koi
& Pond Supply



Importers of high quality
Japanese koi.
Complete line of koi &
pond supplies.

**Our staff is currently in
Japan for the
Fall Koi Harvest!**

Pictures of new koi and arrival
date will be updated on our
NEW ARRIVALS page soon.

**18122 Mt. Washington St.
Fountain Valley CA 92708**

Store Hours:
Mon - Sat., 10:30am-5:00pm
Closed on Sundays



Phone: (714) 438-0087
Website: www.inlandkoi.com
Email: inlandkoi@inlandkoi.com

THE BEST QUALITY
Japanese Koi
AT A REASONABLE PRICE!

HARRISON'S KOI FARM

POND KOI • SHOW QUALITY KOI
2000 KOI on display from 3" to 30"

Specializing in hard to find varieties

- KOI FOOD
- SUPPLIES
- EQUIPMENT
- CONSULTATION



Terry & Koren Harrison
5580 / 5582 Rio Road
Riverside, CA 92509
(951) 369-9998

COMPUTER REPAIR & SERVICE

\$45
Per Hour
for Repairs

Special Service
Pkg. Available
(Commercial
& Residential)



L and E
Integrated Solutions

Linda Kushner
951-333-4147
lindakushner1@gmail.com

- Remove viruses & Malware
- Install security protection
- Maintain & manage computer
via remote access
- Train you in Windows applications
- Backup and data recovery
- Will be your IT consultant
- Troubleshoot any hardware
- Cell phone apps installation
& training
- Expert staff with over 30 years
experience

\$500 OFF
Repairs

1st time customers
Valid w/coupon only • Not valid w/other offers

FIVE KOI POND MAINTENANCE TIPS

~ Adapted from doityourself.com

Koi pond maintenance is essential in keeping your pond healthy and beautiful. The following five maintenance tips will allow you to keep your pond healthy for your fish and plants as well as keeping its beautiful appearance.

One – Buy a Filtration System

Keeping the water clean is the first step to a clean pond. Purchase a filtration system that removes organic debris that attract algae in order to maintain the pond water. Also include filtering plants which naturally clean water as they grow. To some, this is forbidden in the koi pond; plants can be accommodated as a bog planting or in a separate part of the overall system where the koi cannot get to the plants or their roots.

Two – Create Shade Over the Pond

Algae love the sun and need it to survive. By keeping your pond at least 50-60% shaded, you provide protection for your koi as well as proactively maintain against algae blooms.

Three – Keep your Koi Population Under Control

Koi need room to grow and move. Make sure to have a pond large enough for them to breed and feed comfortably. If your fish become crowded and overpopulated, waste will cause algae to bloom and fish to die.

Four – Remove Harmful Debris

Regularly remove items that your filtering system can't remove. This includes trimming back and removing dead plant life, muck that gets caught in your water pump or filter, and local bugs that might damage the koi's diet.

Five – Pond Draining

To keep your pond water fresh daily, drain about ten percent of what's in the pond and replace it with fresh water. This is an easy and daily way to maintain your koi pond and ensure a healthy ecosystem for the inhabitants.

PREPARING THE POND FOR FALL & WINTER

~ Notes from Pond Life

Understanding how to transition the pond through the seasons is very important; these guidelines help explain the process.

1. Fall Prep

As air temperatures begin to drop, so do water temperatures. During these change, the needs of our fish are altering as well. It is important to protect the fish from changing surroundings including falling debris and decaying leaves.

2. Fall Feeding – Planning Ahead

In most parts of North America, water temperatures start to dip in early Fall (September/October). Make sure you have a thermometer so you can monitor water temps as Fall progresses. Start changing the koi diet: wheat-germ-based food is ideal to transition fish in (and out) of winter because it is highly digestible at low temperatures. This is especially important because in the colder months, fishes' metabolism and the pond's ammonia-reducing biological activity are greatly diminished.

3. Prepping the Pond

Fall is the time to clean out a pond (before water temperatures fall below 50°F). This is recommended since the fish will still be active and less likely to sustain injuries during cleaning.

Scoop up fall leaves from the surface with a fine net. You may want to pump some of the water out of the pond to expose any planting shelves around the pond periphery, making it easier to hand remove leaves that have adhered themselves to the pond edges and shelves. Using a hose nozzle, blast off the accumulated debris and sludge around the pond shelves and edges, and then remove remaining debris with a net or pond vacuum. When replacing the water after cleaning, remember to add a water conditioner to remove harmful contaminants like chlorine, chloramines and heavy metals.

Once the pond is clean, and if the size makes it practical, this is a good time to add a pond net (if there are trees nearby) to protect the pond from falling and blowing debris. Suspend the net at least 18" above the surface, and securely fasten it around the edges to prevent leaves from finding their way underneath it. However, if your pond has frogs, leave a small opening or two to provide them access to and from the pond. Avoid letting the net sag into the water: not only will it create a hazard for your fish, but leaves will collect in the submerged area and decay.

4. Don't forget the plants...

Plant life can also be a source of debris. As marginal and deep-water aquatic plants begin to die back, prune dead stems and leaves to prevent decay in the water during Winter. Most people in our area don't remove aquatic plants from the water; instead they let them go dormant in place.

Marginal plants in baskets around the perimeter -- particularly where ice may be an issue -- may be moved to deeper water to prevent them from freezing. Hardy water lilies can be left in deep water over the winter. Bog plants can be insulated with straw or a commercial insulating material.

5. Winter Preparations

We continue to run pumps through Winter. Further north, where temps are more extreme, ponds are shut down for two reasons. First, the pump will mix colder surface water with the slightly warmer, more stable temperatures in the pond bottom where fish take comfort and hibernate. Second, pond owners risk the chance of diverting water out of the pond and emptying it when the flowing water begins to form ice, especially on features like waterfalls or streams.

Gases produced by decomposing organic material are toxic to fish when they are trapped beneath ice covering the pond's surface. De-icer's are designed to keep an area of the pond ice-free during Winter, allowing harmful gases to escape through the opening. In small shallow ponds, a de-icer is especially helpful in preventing ponds from freezing solid. For fish safety, it is important to never break ice on the pond because the shock waves can be detrimental, and sometimes fatal, to fish. Few of our members have had to deal with ice, except what the Malls and others in hilltop areas faced a few years ago. Small prefabricated decorative ponds are more likely to freeze over in a cold snap.



PROFESSIONAL QUALITY KOI FOOD

- DOES NOT CLOUD WATER
- EASY DIGESTION
- IMMUNE SUBSTANCE ADDED
- COLOR ENHANCING



ISO 9001:2000 REGISTERED (UKAS, ANAB)
YOUR QUALITY ASSURANCE

Aqua Delite®

FREEZE DRIED SHRIMPS & FREEZE DRIED SILKWORM PUPAE



- HIGH IN PROTEIN AND NATURAL NUTRIENTS
- GOOD SUBSTITUTE FOR LIVE AND FROZEN FOOD
- FOR FRESH OR SALT WATER FISH



DISTRIBUTED BY:
UP RIGHT TRADING CORP.
TEL: 626-579-0578
TOLL FREE: 877-424-3364
E-MAIL: sales@uprighttrading.com

- HIGH IN PROTEIN FOR RAPID GROWTH
- BETTER SLIME PROTECTION
- HELPS TO RESIST BACTERIA AND PARASITES

© 2012 Up Right Trading Corp. All Right Reserved.

KOI EVENTS

Add These to Your Calendar...



November 10-11, 2018

WATER FEATURE VENDORS
2ND OLDEST SHOW IN U.S
JUDGE'S TALK ON SUNDAY
KOI AUCTION NOON SUNDAY
FUN FOR THE FAMILY
JUDGING SATURDAY
+200 KOI ON DISPLAY
SUPER RAFFLE
KOI VENDORS
SATURDAY 9AM - 5PM
SUNDAY 9AM - 2PM

ORO VALLEY MARKETPLACE
Oracle Rd at Tangerine Rd
12155 N Oracle Rd Oro Valley AZ

info@sakoia.org

**SOUTHERN ARIZONA
KOI SHOW**

39TH ANNUAL KOI SHOW, AUCTION AND VENDOR FAIR



| | | |
|------------|----|---|
| OCT | 14 | IKS BOARD MTG ~ 5pm / Hosts: the Milfelds , 1644 Northhampton Dr., Riverside 92506 ~ 951.780.7395 ~ |
| | 28 | IKS POTLUCK MEETING ~ 3-6pm / Hosts Armand & Eve Blais , 26723 Manchester Drive, Menifee 92586 ~ 714.717.2470 / Speaker: Eric Triplett, "Pond Types, the Pros & Cons" |
| | 31 | Hallowe'en & Harvest Festivals ~ Join friends/neighbors at a local school or church to celebrate with kids of all ages! |

| | | |
|------------|-------|---|
| NOV | 4 | IKS BOARD MTG ~ 5pm / Hosts: the Zoetemelks , 1407 Second St., Norco 92860 ~ 951.735.9896 ~ Members welcome; please let the hosts know. |
| | 10-11 | Southern Arizona Koi Assoc. Koi Show ~ Nov 10-11 ~ Oro Valley Marketplace, Oracle at Tangerine Roads, Tucson AZ / 2 nd oldest show in US / info@sakoia.org |
| | 18 | <i>Note: this is the 3rd Sunday, one week earlier....</i> IKS POTLUCK MEETING & KOI RACES — 2-5pm / Hosted by Jerry & Pat Mall ~ 43024 Via Las Rocas, Temecula 92590 ~ 951.506.4814 ~ Annual Feast, Elections, 2019 Dues are due, Koi Races! ~ IKS will provide the turkey, members sign up to bring all the traditional sides! ~ see pg. 4 for the list. |
| | 22 | Celebrate your Blessings with Family & Friends  |



KOI SHOW

**The KOI CLUB of
SAN DIEGO**

Invites You to Their
32nd Annual Koi Show
March 2 & 3, 2019
Del Mar Fairgrounds
Activity Center
Exhibit Hours
Saturday: 9am - 4pm
Sunday: 9am - 2pm
Show Chairman — Matt Rhoades
show@koicsd.org
Entrant Chairman — Jack Chapman
entrant@koicsd.org
Vendor Chairman — Greg Ruth
vendor@koicsd.org
For more information on the show,
please check out our website at
koiclubofsandiego.org

**Grand Champion
2018**
Owner: Mark Corser
Size >30"

FREE KOI SHOW
Koi Competition
Vendors of Koi
Pond Plants
Equipment
Artwork
&
More
Raffles
A GOOD TIME
FOR ALL
Kids Always
Welcome



AKKA

Major Sponsors of the KCSD 2019 Koi Show








| | | |
|------------|----|--|
| DEC | 2 | IKS BOARD MTG ~ 5pm / Hosts: the Kushners , 1556 Vandagriff Way, Corona 92883 ~ 951.520.0092 ~ Members welcome; please let the hosts know. |
| | 25 | Have a blessed Christmas!  |
| JAN | 1 | Happy New Year!  |
| | 27 | IKS POTLUCK MEETING ~ -5pm / Hosts Larry & Debby Leverett , 5349 Jasper Lane, Riverside 92506 ~ 951.781.3887 / Speaker TBA |





INLAND KOI SOCIETY
5198 ARLINGTON AVE., #146
RIVERSIDE, CA 92504

Return Service Requested



Visit our website: www.inlandkoiociety.org