


# The Inland Koi Connection



THE OFFICIAL  
NEWSLETTER  
OF **IKS**  
ISSUE 302  
MARCH 2024

SUNDAY 3/24/24

[WWW.INLANDKOISOCIETY.ORG](http://WWW.INLANDKOISOCIETY.ORG)



## IKS POTLUCK MEETING

2-5 PM

SUNDAY, MARCH 24TH 2024

HOSTS: RICK AND DEEDEE HENRY

1563 Dodge Way, Norco 92860

951.735.3931


**BRING FOOD AND CHAIRS !**



## MARCH HOST PROFILE

**Rick and DeeDee** moved into their home in 2001 and in 2011 built a raised 20' by 15' gunite pond with natural stone edging located right outside their kitchen and family room. They currently have about 27 fish, mostly koi with an original goldfish from their previous pond. Look closely along the bottom to see their **Chinese Hi Fin Shark**! One of the koi is about 34 years old but only one koi has a name, and that would be Shamu. Can you guess what coloration that koi is?

This month for our first spring meeting of 2024, we will visit the beautiful pond and large yard at the **Henry** home in Norco. Our guest speakers this month will be several members, who for various reasons cannot host a meeting at their home. We hope to learn what works for them, including some of their challenges, to maybe bring some of their pond's charm to us to share in the enjoyment of this wonderful hobby. Remember to bring a tasty dish and a couple of chairs, there is plenty of room in the yard to relax in the multiple shady locations to choose from. **Rick** promises something good coming off one of his many grills and smokers on the back patio.





Since we last visited this pond during the 2018 koi pond tour, **Rick** has upgraded from a Nexus filter to the Aqua filter and added landscaping around the pond and shade sails to protect their fish from hungry birds. He also built a couple koi caves to give his fish some extra shelter. Hopefully he will share his very interesting story about the local birds and a neighbor around the corner.

The **Henry's** pond uses a single bottom drain in their 5000-gallon pond that feeds into a settling tank and a mat bio filter. That filtered water then gets pumped into an Aqua 10,000-gallon bead filter by way of a UV clarifier and a ½ horsepower pump, before returning to the pond through the waterfall. Along the way, **Rick** has set up a system to water the front lawn via a storage tank on the side of his house and long hoses to water the grass in the backyard. This amazing system allows there to be no water wasted at **the Henry home**! Since the Henrys love to travel in their motor home during the summers, they added an automatic koi feeder. They designed their system to be as maintenance free as possible since they aren't around for weeks at a time. **Concerned about their electric bill?** Don't be! **Rick** has installed solar panels in the back of the yard and plans to upgrade them soon to get even more power generation.

There will be handicap parking in the driveway; enter through the gate on the left. There is plenty of parking spaces on the street for everyone else.





Be truthful. Just like me, you have places in your pond you just hate to clean. There's mud and muck and well, it's kind of gross. You know you should, but find every excuse to avoid it. Then, either in the spring when the warm weather calls to you and gets you motivated to do some major cleaning, or on one of those gorgeous fall days that beckons you outside, you finally get to it. Your hands get dirty, the water clouds up, you regret you ever started. By this time, you're getting used to the odor of pond scum, and just like horse people who think horsey odors are OK, you're a good Koi keeper, and pond scum is just part of the hobby. But this is different. Now you get the not-so-pleasant odor like rotten eggs. You are smelling Hydrogen Sulfide (H<sub>2</sub>S), and the gas is formed by the activity of anaerobic bacteria reducing organic sulfates. These bacteria are microorganisms that thrive in very low oxygen, and exist within pond scum. When the small amount of oxygen needed is unavailable, they obtain it from nitrate (NO<sub>3</sub>) by breaking the bond and taking an oxygen molecule. This is actually the theory behind Anoxic Filtration, but that's another topic.

The release of H<sub>2</sub>S may cause quite a bit of distress in Koi, and one symptom may be the Koi gasping for air at the surface, or huddling around an air stone. The Koi may exhibit redness of the fins and pale gills even with a chronic low dose of H<sub>2</sub>S. It dissolves readily in water, and may cause the Koi to be unable to carry oxygen in their blood. A release of a large quantity of gas (such as what happens when you disturb the mulm to clean) may cause the sudden death of many Koi. You can't see the gas, and standard water testing may reveal normal values. The only hint may be the release of the foul-smelling gas while cleaning the filters or pond.

Toxicity may increase as pH falls (higher acidity) and temperature falls; toxicity decreases as pH rises (higher alkalinity) and temperature rises. That is why the gas causes more Koi deaths in the cool water of early spring or late fall, when the Koi are noodling around in the mulm looking for things to eat.

The only cure is to remove all the mulm and pond scum wherever it is hiding. It would be best to remove your Koi from the area you want to clean. The Koi can be corralled into a clean corner of the pond using a seine net while you are working. But it is preferable to remove them entirely from the pond while cleaning, and then put them back as soon as your work is through. Ideally, you would set up your quarantine/sick tank in a shady spot, and fill it with pond water (thus assuring the water temperature in the tank is the same as what the Koi were used to in the pond). Then, using a sock net that holds water, or a Koi bag (like you would use to transport Koi to a show), gently move the Koi into the tank. Most Koi keepers find that it is easiest to first corral the Koi into a small area with a seine net, then bowl them one-at-a-time and move them from the bowl with the sock net or bag. It is critical to protect the Koi's slime coat while moving them – that is why they should only be moved in a sock net holding water or a Koi bag, and never picked up with a regular flat-head Koi net.

Once the Koi are out of the way, then you can really scrub the dirty areas. A pond vacuum may be used to remove accumulated mulm, or you may need to drain the pond water down to a few inches, and scoop up the mulm. Every attempt should be made to get the liner really clean, and there should be no accumulated detritus anywhere or on the bottom when you're through. Then, you refill the pond (use a meter on your hose so that you now have an accurate pond volume!) with clean water (adding dechlor first, if needed). If you've ended up with a lot of detritus in the water, you will need to wait until all the water has had time to run through the filter at least once (one full water "turn-over"). Clean the filter well, and consider running all the water through the filter again before returning the Koi

If the job is taking more than a few hours, use a double-dose of Ultimate or ClorAm-X in the tank and add an air pump with air stone. Net the top of the tank tightly to prevent jumping (Koi jump whenever they are moved from a larger body of water to a smaller body of water). Check the tank for ammonia every 12 hours, and add another double-dose of Ultimate or ClorAm-X at least once a day, and more if needed, depending on how crowded the tank is.

Once the pond is squeaky clean, and the filters have been cleaned, now you can figure out how to prevent the future build-up of H<sub>2</sub>S. Filters must be cleaned regularly, and any mulm that accumulates in the filter must be flushed out. Consider re-building or replacing a filter that is hard to clean. The entire pond volume needs adequate circulation so that any detritus is carried in the water to the filter where it can be removed, instead of settling to the bottom. Pond water should be circulated in 2 ways. First, aeration should be added to the top of the bottom drain, and this creates a convective current that circulates water from the surface to the bottom drain ("Up-and-Down" circulation). Secondly, water should circulate around the pond, creating a toilet-bowl effect and moving the detritus to the bottom drain ("Around" circulation). Venturis should be used to provide circulation to stagnate areas.



## 2024 Board of Directors

### Officers

- President —  
**Scott Zehm** ~ c 951.237.2508  
scottzehm@eee.org
- Vice President — Location Chair  
**Rob Fales** ~ 951.279.0181
- Secretary —  
**Monica Dirac** ~ 909.887.7497  
monicadirac@aol.com
- Treasurer —  
**Nick Milfeld** ~ c 951.892.4269  
Nick Milfeld-@inlandkoi society.org
- Newsletter Editor —  
**Braelynn Zoetemelk** ~ c 951.529.3328

### Directors

- **Brenda Aker** ~ 951.316.0263  
@inlandkoi society.org
- **Gavin Alexander** ~ 951.922.5868  
gamial@aol.com
- **Tony Coby** ~ 951.486.1816  
Jazzmn19@gmail.com
- **Deanna Fales** ~ 951.279.0181  
@inlandkoi society.org
- **Linda Kushner** ~ 951.520.0092  
@inlandkoi society.org
- **Larry Leverett** ~ 951.781.3887  
@inlandkoi society.org
- **Theo Zoetemelk** ~ 951.735.9896  
@inlandkoi society.org

## Upcoming Events

03

**24~ IKS General Potluck meeting 2-5PM**  
Rick and DeeDee Henry  
**1563 Dodge Way, Norco 92860**

04

**07~ IKS Board Meeting 5:30 PM**  
Tony Coby

Interested members are welcome to attend, but please call hosts to let them know beforehand, 951.486.1816

04

**27 & 28~ Riverside Flower Show 10 AM - 4 PM**  
Garden Tour

05

**05~ IKS Board Meeting 5:30 PM**  
Nick and Peggy Milfeld

Interested members are welcome to attend, but please call hosts to let them know beforehand, 951.780.7395

05

**19~ IKS General Potluck meeting 12:00 PM**  
Loni Vogler  
**San Diego Koi Club Joint Meeting**

06

**02~ IKS Board Meeting 5:30 PM**

Interested members are welcome to attend, but please call hosts to let them know beforehand



WWW.INLANDKOISOCIETY.ORG

# February Meeting Recap



**February's meeting at the Milfelds was a success!!** Thank to those who attended, you are the reason for successful meetings like these!!!



Our wonderful guest speaker for the February meeting, **Ed Broomfield**, enlightened us with useful information about koi health. He shared details of what to do if your koi has fallen ill, and methods for preventing harmful diseases.

Look at this watermelon that Aiko Howo carved a beautiful koi into!!!



A huge thank you to **Nick and Peggy** for opening up their home to us, **Orville Hanson** for setting up the audio equipment, and **Ed Broomfield** for being our guest speaker. **Thank you all!!**



A useful display made by **Ed Broomfield**

## MEMBERSHIP RENEWALS TO DATE

Members listed below have turned in their dues and renewal forms for 2024. The list will be culled in March, and there are so many names still missing!

Please look for your pre-printed Renewal Form, sent with your November Newsletter, or pick up a blank one at the sign-in desk at this meeting, and renew now. We want to keep all our Koi Friends!

Aguilar	Hille	Nyirady
Aker	Hoffman	Pierce ~ honorary
Alexander	Houston ~ honorary	Poyle
Atkiss	Hurley	Ross
Coby	James	Rowland
Dirac	Krause	Schoo
Elkind	Kushmer	Svelan ~ honorary
Fales	Lei	Triplett
Foote	Leverett	Walters
Fraday	MacLaren	Wolf
Halteman	Mall	Wright
Hamilton	Marrin	Zara
Hanson	Mathews	Zehm
Henry (Bonnie)	McHan	Zoetem elk
Henry (Richard)	Milfeld	

Are YOU listed?

**Remember to turn in your renewal forms!!!**

By the end of March the list of all of our members will be culled and those who haven't renewed will be dropped from the mailing list. We want to keep all of our great Koi Friends!!!

## 2024 Riverside Community Flower Show & Garden Tour Garden Friends with Benefits



Saturday & Sunday, April 27 & 28

FREE Flower Show • 9 am - 5 pm

Elks Lodge • 6166 Brockton Ave., Riverside

Garden Tour \$10 or 6 Gardens • 10 am - 5 pm

Tickets available on our website (Children 16 and under Free)

Submit an entry to our flower show for FREE!

Accepting entries Friday, April 26 only • 4 to 8 pm

Don't miss our Garden Fair at the Flower Shows!

Flower Show Seminars Include:

Saturday, April 27

9:30 am Getting to Know Your Backyard Hummingbirds  
Suzanne Colquitt  
Wild Birds Unlimited

10:30 am Attracting Beneficial Bugs to Your Garden  
Lucy Heyming  
UCCE Master Gardener

Sunday, April 28

9:30 am I'll Be There for You: Be a Friend of the Western Monarch  
Michele Felix-Derbardicker  
RRCRD Certified California Naturalist

10:30 am Bringing Nature Home: California Native Plant Gardening  
Linda Powell  
UCCE Master Gardener

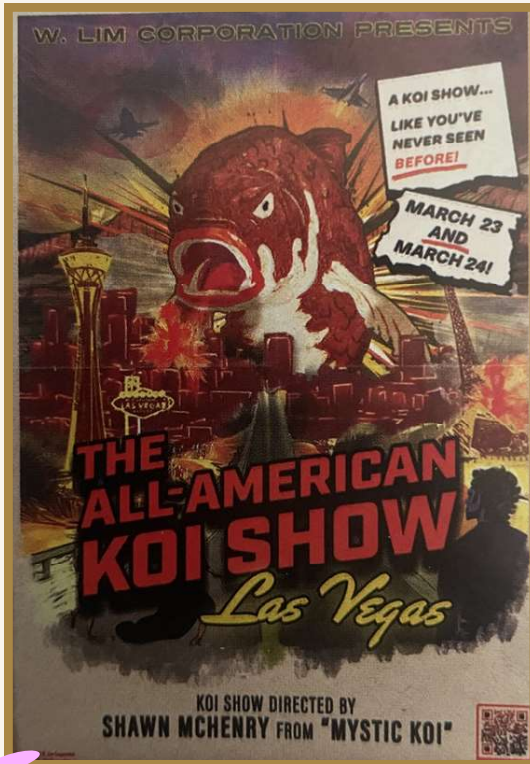


Riverside Community Flower Show & Garden Tours



For ticket sales and further information go to:


[RiversideFlowerShow.com](http://RiversideFlowerShow.com) or [Facebook.com/Riversideflowershow](https://www.facebook.com/Riversideflowershow)



On the weekend of March 23-24, 2024 **W. Lim Corporation** is organizing **"The All-American Koi show"**! It is being hosted at the Silverton Hotel and Casino in Las Vegas, Nevada. **AAKS** (All American Koi Show) will feature an amazing display of world-class koi from Japan. Attendees of the koi show will also be able to enter their koi into a competition, directed by **Shawn McHenry of Mystic Koi**.

**Get tickets to the Riverside community flower and Garden show!!! April 27th - 29th**

We are in need of someone with enough space to house rescue fish!!! Please see Scott Zehm for more information.



**INLAND KOI SOCIETY**  
**5198 ARLINGTON AVE., #146**  
**RIVERSIDE, CA 92504**

**Return Service Requested**



**Visit Our Website: [www.inlandkoi.org](http://www.inlandkoi.org)**