

The Inland Koi *Connection*



THE OFFICIAL
NEWSLETTER
OF IKS
ISSUE 265
JUNE
2019



Hosted by

Aiko Howo

1335 Sterling Road

Redlands 92373

909.798.1436

Sunday, June 23

IKS General Meeting & Pot Luck ~ 3:00 - 6:00 pm

The IKS Board generally meets on the second Sunday evening at 5:00 or 6:00 pm; they share hosting the meetings, providing simple refreshments or a dinner. Members are welcome to attend, but should let the hosts know their intention to do so.

The **June 9** Board meeting, attended by 11 at the Milfelds', started at 6pm following dinner. It included the final review of the Auction.

- **The 2019 Auction:** We presented 78 lots with a total of 88 koi being sold to 48 Bidder/Buyers. We had a never-before-seen abundance of equipment for sale, but unfortunately relatively little of it was sold. There were numerous pumps and filter equipment left over or returned to the sellers. Net income exceeded the last three Auctions, including one with double the number of lots offered. Our take-away was to continue to limit the number of koi offered, keeping it in the 80-100 range. And we broke in a new auctioneer: **Jack Marrin** opened, **Rob Fales** took over after lunch.
- **Membership:** Renewals to date are 57, plus 9 new members, including four at the Auction. Five other Auction attendees expressed an interest in membership and will be invited to this month's meeting.
- **Meeting Dates:** Ed has these dates, hosts and speakers confirmed:
 - 23 June ~ **Aiko Howo**, Redlands ~ Speaker 'Koi Jack' Chapman
 - 28 July ~ **John & Cricket Mouw**, Riverside ~ Speaker TBA
 - *Hosts are needed for August forward; call Ed Kushner to volunteer.*
 - A field trip to **Barstow Koi Farm** is being researched for this Fall.
- **Koi Rescue:** •QT pool at the Kushners' was empty for all of a day. The two days of moving and handling koi for the Auction wasn't enough to keep the rescue team down: they spent all of Sunday removing 39 koi plus some equipment from a pond in the Newport area, halfway to another auction! •Thanks to the Team: **Ed & Linda Kushner, Rob & Deanna Fales, Brenda Aker, Ed Broomfield, and Tom Wright.**
- **Norco HS Pond Project:** Although school is out for the year, students are still working on the project. The skimmer and vortex are in place, the barrel filters are lined up with all the plumbing connections made, and they are waiting for a date to install the liner. Eric and Deanna Fales continue to work on blueprints and instructions for a project manual. This will be a continuing project into the next school year: a few of the students have graduated, but their replacements are ready to take over.
- **No New Business:** Next Board meeting: **Sunday, July 7, at 5pm**, at the Kushners' in Corona.

BOARD OF DIRECTORS

President: **Linda Kushner** ~

951.520.0092 ~ lindakushner@inlandkoiociety.org

Vice President: **Ed Kushner** ~ *Meeting Sites & Speakers*

Web Liaison ~ Koi Re-Homing ~ Pond Tour Co-Chair

951.520.0092 ~ edkushner@inlandkoiociety.org

Secretary: **Monica Dirac** ~

909.887.7497 ~ monicadirac@aol.com

Treasurer: **Nick Milfeld** ~ *Membership*

951.780.7395 ~ nickmilfeld@inlandkoiociety.org

Newsletter Editor: **Peggy Milfeld**

951.780.7395 ~ peggymilfeld@inlandkoiociety.org

Director: **Brenda Aker** ~

c 951.316.0263 ~ BrendaAker@inlandkoiociety.org

Director: **Ed Broomfield** ~ *Koi Health Advisor*

c 909.519.7026 ~ EdBroomfield@inlandkoiociety.org

Director: **Deanna Fales** ~ *Raffles*

951.279.0181 ~ DeannaFales@inlandkoiociety.org

Director: **Rob Fales** ~ *Pond Tour Co-Chair*

951.279.0181 ~ robfales@inlandkoiociety.org

Director: **Larry Leverett** ~ *Properties Manager*

951.781-3887 ~ larryleverett@inlandkoiociety.org

Director: **Tom Wright** ~ *Koi Health*

951.990.5479 ~ tomwright@inlandkoiociety.org

Director: **Theo Zoetemelk** ~ *Buffet & Banquet Supplies*

951.735.9896 ~ theozoetemelk@inlandkoiociety.org

IKS HELP LINE

Koi Health ~ K.O.I. Rep.: **Spike Cover** ~ 949.855.2371

AKCA Representative ~ Mac McClain 951.398.7048

macmcclain@inlandkoiociety.org

Librarians: Books & Videos listed on IKS website

Jim & Tess Poyle ~ 951.797.3007

Database: **Orville Hanson** ~ 951.682.3107

Photographer: **Donise Lei** ~ doniseforene@icloud.com

Web Master: **Alecia Everett** ~ ikswebmaster@yahoo.com

Badges: **Jack Marrin** ~ 909.792.3603 ~

jackmarrin@inlandkoiociety.org

Sunshine: **Francine Hoffman** ~ 951.781.8209

• *When calling our volunteers, you might get a recorded message. Please suggest a time when you're home to receive a return call, or when you would like to call back.*

• *Remember that phone advice is given based on your input; the ultimate responsibility for treatment remains with you.*

• *You can call our Librarians to request information on a particular topic and they will bring it for you to the next meeting, or make other arrangements to get it.*



We haven't visited *Aiko Howo's* home since March 2015. Back then, it was a treat to see the Japanese influence from the front yard and throughout the lushly landscaped back yard. Aiko had shared a few photos and a wonderful 'bio' to intrigue us, and after our visit, I had a lot more photos.



Aiko and Frank Painter

Since then, Aiko has expanded her pond and necessarily redone some of the landscape, which we will enjoy when we get there. **Frank Painter** stayed with Aiko for the weeks or months it took to enlarge the pond and relocate the equipment in a covered enclosure. Pete Miles graciously sent me numerous photos of the work in progress, but the finished product is yet to be seen.

Aiko is a native Californian whose grandparents emigrated from Japan to the USA around 1900; her parents settled in Monrovia in the 1930's and became strawberry farmers. When WW II began, the family — and all other Japanese Americans this side of Arizona — were ordered into internment camps. They spent the war years in Wyoming, returned to Los Angeles, and eventually saved enough to buy a home. A gardener by trade, her father created a beautiful yard with a bonsai tree and a Japanese garden.

Retired after 30 years as a school nurse, Aiko had earned her BS in Nursing from San Diego State, her Masters in Education from Azusa Pacific, and her Pediatric Nurse Practitioner certification from USC. Her husband retired as a Lieutenant Colonel after 30 years in the Air Force. They have three accomplished children: Midori is a Chief Deputy District Attorney in Fresno, Michael is CFO of a local microchip company, and Mitchell is a family practice physician for Kaiser. Life after military bases meant settling in Redlands on a "hilly lot filled with weeds interspersed with grass" and spending the weekends battling said weeds.

After 25 years in the house, Aiko figured they were going to stay there, so in 2005 she began reshaping the property so she could create a Japanese garden. They flattened the yard and removed most of the lawn, leaving a small patch of grass for her dog, Sugar. I would have thought a koi pond to be a natural inclusion in the garden, but Aiko's interest was roused by a local pond tour: the peaceful and quiet spaces reminded her of her father's garden. The tour's pond builder willingly built her a pond but, like many novice pond owners, she learned too late that her beautiful pond was too shallow. After but a few months, most of her 10 koi had disap-

peared, presumably to the pudgy but majestic hawk living in the trees above her house.

Aiko joined IKS in June 2012, after the Redlands Pond Tour. She's learned more about ponds since then and had a second pond built—deeper, with better filtration. It was 11' x 16' x 3½' with a 4-inch bottom drain in the 45mil liner. A 6500gph submersible pump returned filtered water to a 6' stream flowing into the pond.

The original pond was home to four rescued red-eared sliders (semiaquatic turtles), while the new pond housed 15 koi of assorted sizes and one turtle. Although single, the turtle has already laid two sets of eggs and the hatchlings are showing up in the koi pond filter. Clandestine late night trysts?*

Four years ago the koi pond had no fancy fishes, and most were rescued koi. Aiko initially purchased a few prized koi from Barstow Koi Farm on one of our club's field trips, but they were among those lost from the first pond. Most of her koi came directly from the generous Audrey Rowland, and a few have come from our previous auctions.

Aiko's closing comments made me laugh: "I hope my club membership is not revoked because I am embarrassed to confess that I get help maintaining my ponds. After spending hours fighting string algae (another battle lost), I gave in to a monthly pond service." Well, at least most of the women won't fault her; if it were up to us to do it, we'd hire someone, too!

We'll hope for a beautifully clear day on Sunday, as close to Auction day weather as possible! Our ever-willing speaker will be "**Koi Jack**" *Chapman*, who will talk about nutrition. Let's see a great turnout! Come with questions, your chairs, something yummy for the table and an appetite, and know that we'll have a good time — we always do!

Note that we're meeting an hour later in deference to the midday heat, so see you at 3:00pm!



The view on our last visit



Expanding to the house

Directions to Aiko's: 1335 Sterling Rd., Redlands

Obviously, you should find your own best route to Redlands; these directions take you to Aiko's from the north on the I-10.

- **From the West**, take **I-10 east to Redlands**; exit to **Tennessee St** south.
- Tennessee becomes **San Mateo St** and angles SE, then ends at **Highland Ave.**; turn **left on Highland**,
- Make the **1st right on San Jacinto St**; go two blocks.
- Turn **right on Crescent**, immediately turn **left on Sterling**. It's the 4th house on the left with the Japanese front garden.
- **From the East**, take **I-10 west toward Redlands**; exit to **Ford St / Redlands Blvd**; stay on Redlands Blvd until you turn **left on Highland Ave.**
- Turn **left on San Jacinto**, then **right on Crescent**, and immediately turn **left on Sterling Rd.** Aiko's is the 4th house on your left.



Starting the retaining wall for the filter pit

Virtual Visits to Members' Ponds

A few years ago, we proposed a virtual pond tour to homes of members who couldn't host a meeting or lived in an area awkward to be included in a group of ponds for a public tour. We asked members to send a series of photos to us to be made into a *PowerPoint* presentation so the club could "visit" without invading the property. At the time, no one accepted the challenge.

Today it seems it might be easier to do, as the technology and camera quality of cell phones has eliminated the need to download pictures from a camera. Our phones can do it all now: you can take your photos and just send them along from wherever you are!

And that's the idea — keep it simple! Take photos at several angles of your pond, your koi, the equipment, and any shots you would like to share of the landscape or house. We don't have to see anything you don't want us to see, and we won't leave a single footprint or fingerprint anywhere!

Then send those photos from your phone to the Newsletter Editor. We'll get them put together in *PowerPoint* for a future meeting presentation and, hopefully, we will be able to tour a few ponds at the same time. If you can attend the meeting, you can talk about your pond as we share the photos, but it would be really helpful if you would also send some notes about your pond's construction and filtration — the kind of information you see in all the pond tour booklets.

We would really like to visit every member's pond, but that isn't always feasible. Help us make it a virtual possibility!



We received a pleasant note from **Pete Miles** the end of May, which I gladly share with everyone in the IKS:

Hi, Peggy and Nick,

Attached are some photos from Aiko's pond that you might be able to use in the coming newsletter. I had promised to take photos and send them, so I'm keeping my word.

We moved to Mililani, Hawaii, just over a year ago and just moved again after our lease expired — this time onto the edge of Waikiki (not the touristy part, but the prettier, quieter part facing the Ala Wai Canal).

Kazuko loves it so much she bought a condo, so it looks like we are staying here. No room for a koi pond (stupid Condo rules and we live on the 5th floor), but I can walk to the *Hilton Hawaiian Village* anytime and see their koi, or bus it to the *Valley of Temples* in Kaneohe, with their natural pond and a 1,000 koi; or I can still drive to *Kodama's Koi Farm* and visit Taro and his 5,000 finned friends looking for new homes.

I did see Aiko's pond at the end of June when it was done, and my koi were in there; I just did not see the extended deck, so I am anxious to see what it looks like now. If you could, send me some photos; I would appreciate it with the newsletter.

Say "Hi!" to everyone for us, and keep up the great work on that newsletter. I wish we could come back for the meeting, but we just moved and we are still unpacking and organizing.

WELCOME TO OUR NEWEST MEMBERS!

Write these folks into your Directory, seek them out at meetings, and make them welcome! More than fellow members, make them friends!

1/17/2019 ~ **Ben & Reiko Israel** ~
Riverside CA 92503 ~ ben@benisrael.com

2/13/2019 ~ **Pamela Delgado** ~ *Referred by Ed Brown*
3395 Lynwood Drive ~ Highland CA 92346
909.203.2891 (C) ~

2/13/2019 ~ **Floyd Diaz** ~ *Referred by Ed Brown*
41224 Sea Island Court ~ Temecula CA 92591
951.821.0705 (C) ~ floyd740@gmail.com

3/24/2019 ~ **Gina Castello** ~ *Referred by Ed Brown*
1000 Fourth Street ~ Calimesa CA 92320
951.522.9962 ~ castello.gina@yahoo.com

3/24/2019 ~ **Mike Massaro** ~ *Referred by Ed Brown*
3554 Rawley Street ~ Corona CA 92882
951.283.5247 ~ mike@candylearning.com



4/24/2019 ~ **John & April Spurling** ~
2663 Sovereign Way ~ Riverside CA 92506
213.458.2566 (C)
jdspurling@gmail.com

6/01/2019 ~ **Craig & Wendee Backstrom** ~
1555 Gratton street ~ Riverside CA 92504
951.780.6590 ~ wabcjbl@att.net

6/01/2019 ~ **Bryan & Lori Bakstrom** ~
~ Riverside CA 92506
~ loribakstrom@gmail.com

6/01/2019 ~ **Ryan & Jennifer Cargando** ~
~ Riverside CA 92506-5547


6/01/2019 ~ **Woody & Melissa Warren** ~
8650 Mission Blvd. ~ Riverside CA 92509
909.994.6180 (C) ~ WoodyWarren@sbcglobal.net

New Members: *Our Member Directory includes members' photos. If you haven't been able to attend meetings recently, send me a 'selfie' for the next printing. Maybe have a friend snap several shots for you, and send me your favorite! Couples: keep your heads somewhat close together and side-by-side. Thank you!*

Email photos to Peggy at peggymilfeld@inlandkoiociety.org

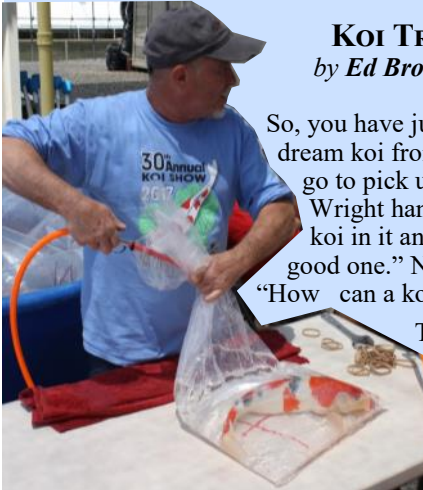
For membership records, our address is:
1717 Ala Wai Blvd, Apt 505, Honolulu HI 96815
My cell phone is 808-292-8565, if anyone needs it.

~Pete and Kazuko



Pete Miles was our Newsletter Editor for two years, and was also a member of KCSO. He and Kazuko commuted to meetings from San Diego, and then suddenly moved to Hawaii. It's so good to hear from them!

KOI TRANSPORT BAGS
by Ed Broomfield, CKK, KHA



So, you have just purchased your dream koi from the Koi Auction. You go to pick up your fish and Tom Wright hands you a bag with your koi in it and says, “You bought a good one.” Now you ask yourself, “How can a koi live in this bag?”

To answer this, I must first insert some science (aka, *insomnia cure*). I will attempt to keep it short and straight-forward.

- First, all koi excrete ammonia, via the gills and anus, as a byproduct of metabolism. The amount of ammonia produced is dependent upon how much food they have consumed and their stress level.⁽¹⁾

- Second, ammonia comes in two forms, ammonia (NH₃) which is very toxic, and ammonium (NH₄) which is less toxic. The combination of these two are referred to as Total Ammonia Nitrogen (TAN).⁽²⁾ Most hobbyist test kits measure the total amount of both NH₃ and NH₄ ammonia, not just the highly toxic NH₃.

- Finally, and this is important for koi transport, the ratio of these two forms ammonia is dependent upon pH and water temperature. The lower the pH, the more ammonium (NH₄) there is in the water. It is also important to note that ammonia will change back and forth between ammonia and ammonium dependent upon pH, oxygen and water temperature.⁽³⁾ Water temperature affects the conversion of NH₃ (highly toxic) to NH₄ (less toxic), in that as temperature rises the conversion from NH₃ to NH₄ is reduced. The higher the NH₃, the more toxic the water is in the bag. It is best to keep the transport bag cool (not cold) during transport.

Now let’s talk about what’s going on inside the bag. Within the bag, your koi will continue to consume oxygen (O₂) while excreting ammonia and carbon dioxide (CO₂). When all the oxygen within the bag is consumed, your koi will die. In order to extend survival time, pure oxygen is added. Normally carbon dioxide released during metabolism will diffuse into the atmosphere. Because of the confined atmosphere, CO₂ con-

verts to carbonic acid. This carbonic acid lowers the pH of the water, and the lower pH will convert highly toxic ammonia to less toxic ammonium.⁽³⁾ *Isn’t low pH a bad thing?* Yes, but that is a conversation for another time. Just realize that, in this case, the low pH is what is keeping the koi alive.

A lot of science squeezed into two paragraphs. But to summarize, the addition of pure O₂ allows the koi to breathe for a longer period of time, and the decreasing pH lowers the toxicity of the ammonia which allows for a survivable environment.

Notice I said survivable environment. The water in a transport bag is a bomb waiting to go off. There is some debate about how long a koi can survive in a bag. Some koi have spent as long as 72 hours in transport. You should keep transport time to the minimum and, except in extreme cases, less than 24 hours. Additionally, your beautiful new koi is extremely stressed. Experiments have concluded that koi kept in a confined environment for 60 minutes suffered an 80% death rate when exposed to virus or bacteria.⁽⁵⁾ This is one of the reasons koi should be quarantined after transport, which will allow the koi to recover from the stress of transport and reestablish their immune systems.

When you are ready to put your koi into the pond, it is extremely important to note that as soon as you open the bag or allow pond water into the transport bag, the pH will immediately start to rise and the ammonia will increase in toxicity. Upon opening the bag, you must immediately remove the koi from the bag and not allow pond water to enter the bag, as this can rapidly kill your koi or initiate *delayed mortality syndrome*.^{(2),(3)} There is some concern that pond and bag water temperatures must be equal. While it is best that the temperatures be equal, as long as they are within 5°F it is safe to place the koi into the pond.⁽⁴⁾ If you suspect there is a greater than 5-degree difference, float the bag in the pond for 10-15 minutes before releasing it.

I hope this demystifies how a koi can survive in a transport bag. This article was not intended as a how-to of koi transport, as that would make the article way too long and is best suited for another pond side discussion.

The more you know the better koi keeper you’ll be.

References:

- (1) Sanders – *Healthy Koi Made Easy*
- (2) Meck – *Pond Water Quality*
- (3) Austin/Pattist – *Transporting Koi*
- (4) Austin/Pattist – *Show Water Quality and Koi Safety*
- (5) Strange – *Common Bacterial Diseases in Koi*



Thank you to
Chien Lee of
NIJIKAWA USA
and
Sandy Caldwell of
ULTRA BALANCE
for so graciously
supplying
INLAND KOI SOCIETY
with a nutritional
food supply for the
KOI REHOMING
PROGRAM



Pandasia Koi and Garden

21185 Canyon Drive, Wildomar 92595
951-265-3691
infopkoi@gmail.com
www.pandasiakoi.com



Auctioneer
[and bidder]
Jack Marrin



Steve Angelo



Walking the runway as
Bidders take a closer look



Auctioneer
Rob Fales




Nick Milfeld, Deanna Fales



Fish Handlers [L-R]: Tom Wright, Larry Leverett,
Orville Hanson, Ed Broomfield, Tony Coby, Brenda Aker,
Steve Angelo, Mitch, Frank Painter, John Svelan



Zoetemilk chefs



Parking Patrol:
Larry Wolf, Wm Lei
Jim Poyle



**Phyllis Zehm
Janet Parks**



**Deanna Fales, Louise Broomfield,
Robin Fales, Monica Dirac**



**San Diego Team [L-R]: Tamsie & Al Pierce
Frank Painter, Mitch, John Svelan**

Koi Auction and Used Equipment Sale



INLAND KOI

Quality Japanese Koi
& Pond Supply



Importers of high quality
Japanese koi.
Complete line of koi &
pond supplies.

**The Spring Koi
shipment is waiting
for you!**

Pictures of new koi
have been updated on our
NEW ARRIVALS page.

**18122 Mt. Washington St.
Fountain Valley CA 92708**

Store Hours:
Mon - Sat., 10:30am-5:00pm
Closed on Sundays

Phone: (714) 438-0087
Website: www.inlandkoi.com
Email: inlandkoi@inlandkoi.com

THE BEST QUALITY
Japanese Koi
AT A REASONABLE PRICE!

ULTRA BALANCE
PREMIUM KOI FOOD

*"Ultra Balance koi food produces
great year-round results for the
hobbyist or professional koi keeper."
- John Svelan*

Ultra Balance Premium Koi Food
Health. Value. Color.

Star Milling Co.
Locate a dealer and enter to win a free bag of
Ultra Balance Premium Koi food at koifood.com

COMPUTER REPAIR & SERVICE

\$45
Per Hour
for Repairs

Special Service
Pkg. Available
(Commercial
& Residential)



L and E
Integrated Solutions

Linda Kushner
951-333-4147
lindakushner1@gmail.com

- Remove viruses & Malware
- Install security protection
- Maintain & manage computer via remote access
- Train you in Windows applications
- Backup and data recovery
- Will be your IT consultant
- Troubleshoot any hardware
- Cell phone apps installation & training
- Expert staff with over 30 years experience

\$500 OFF

Repairs

1st time customers

Valid w/coupon only • Not valid w/other offers



Koi Emergency Care Kit Contents and Prices

Offered by Ed Broomfield, CKK, KHA



Item	Cost	Store
Bio Bandage (Powder)- Aquarium Solutions®	\$14.95	Inland Koi-Riverside
Pure Clove Oil (100%) - Now® Essential oils brand	7.49	GNC-Riverside
Betadine (10% Providone iodine topical solution	7.29	Target-Riverside
Hydrogen Peroxide – 3% solution	1.04	Target-Riverside
Alcohol – 90% solution	3.04	Target-Riverside
Rubber gloves or plastic disposable gloves	4.79	Target-Riverside
Cotton balls	2.99	Target-Riverside
Cotton swabs – Qtips	2.69	Target-Riverside
Basket or container to hold the contents	3.49	Target-Riverside
Lysol No-Rinse Sanitizer		
~to sterilize the net after each use	<u>12.79</u>	Smart & Final Riverside
Total Investment	\$47.99	
Rectangular tub or 6 “ high storage		
~ container to contain fish		
Net to corral your koi and a Koi sock net		
Your koi club’s KHA phone number		
Your local koi vet’s phone number		

A Word from Afar...

I had the occasion to contact our most distant IKS members, **Mike & Carolyn Frady**, last week. The Fradys live in Alexandria, VA, and joined IKS in August 2006. I believe we first met them at the AKCA Seminar in Tulsa, OK, where they joined our about-thirty-strong contingent for dinner and an evening at the theatre. Those were the ‘good ol’ days’ when we always seemed to have the largest representation of any club at the Seminars, even larger than the host clubs. We had lots of fun, which led the Fradys to join; and they have continued to renew, for four years at a time!

Mike is an accredited Koi Judge and we saw him last at San Diego’s Koi Show in March, although Carolyn wasn’t with him. They’ve just graduated from *Granny-Papa Daycare* to send the last grandchild to kindergarten, so their house is quieter but their time is freer to explore other activities. Like more travel in Mike’s capacity as a Judge....

They recently went to South Africa to judge a show, and Mike is off again this week, flying to Belgium to judge their National Show. He has promised to send an article about showing internationally.

Meanwhile, Mike sent me a few photos of creatures they encountered in Africa....

Until next time!



HARRISON'S

KOI FARM

POND KOI • SHOW QUALITY KOI
2000 KOI on display from 3" to 30"

Specializing in hard to find varieties

- KOI FOOD
- SUPPLIES
- EQUIPMENT
- CONSULTATION

Terry & Koren Harrison
5580 / 5582 Rio Road
Riverside, CA 92509
(951) 369-9998

As the Vacation Season gets started, remember that we’d like to see where members have been, especially if they find some awesome koi ponds while they wander. It’s so easy to share...just forward a picture from your phone, and identify the location. *Thanks!*

And for those of you who are “friendly”, did you know that IKS has a Facebook page? I’m not friendly, so I don’t even know how to get into it. Somebody educate the rest of us!



HAI FENG

PROFESSIONAL QUALITY KOI FOOD

- . DOES NOT CLOUD WATER
- . EASY DIGESTION
- . IMMUNE SUBSTANCE ADDED
- . COLOR ENHANCING



ISO 9001:2000 REGISTERED (UKAS,ANAB)
YOUR QUALITY ASSURANCE

Aqua Delite®

FREEZE DRIED SHRIMPS & FREEZE DRIED SILKWORM PUPAE



- . HIGH IN PROTEIN AND NATURAL NUTRIENTS
- . GOOD SUBSTITUTE FOR LIVE AND FROZEN FOOD
- . FOR FRESH OR SALT WATER FISH



- . HIGH IN PROTEIN FOR RAPID GROWTH
- . BETTER SLIME PROTECTION
- . HELPS TO RESIST BACTERIA AND PARASITES

DISTRIBUTED BY:
UP RIGHT TRADING CORP.
TEL: 626-579-0578
TOLL FREE: 877-424-3364
E-MAIL: sales@uprighttrading.com

© 2012 Up Right Trading Corp. All Right Reserved.

CCKS KOI SOCIETY
41ST ANNUAL KOI SHOW
 SEPTEMBER 28-29, 2019

WOODWARD PARK GROUP ACTIVITY AREA
 114 W. AUDUBON DRIVE, FRESNO, CA 93720
 (Next to *Shinzen Friendship Garden* in the park)

NEW LOCATION free admission open to the public

- Koi and Long Fin Competition Judging
- Pond & Koi Vendors
- Raffle & Silent Auction
- Koi & Pond Health Information

SATURDAY 9:00 AM - 4:00 PM

- ▶ Raffle & Silent Auction
- ▶ Judging Starts - 10 AM
- ▶ Awards Banquet - 5:00 PM
 Manhattan Steakhouse & Bar
 1731 Bullard Ave., Fresno, CA 93711

SUNDAY 9:00 AM - 3:00 PM

- ▶ Raffle Drawing - 12:30 PM
- ▶ Silent Auction Winners Announced - 1 PM

RAFFLE PRIZES

- \$250 VISA GIFT CARD
- \$100 VISA GIFT CARD
- APPLE AIR PODS

Exhibitors & Banquet, contact: Rosimeri Tran, CCKS Secretary, 559-970-8508, cencalkoi@gmail.com
 For Sponsorships, contact CCKS President & Show Chair: Richele Kleiser 559-312-3892
 CCKS is a 501c-3 Non-profit Organization | cencalkoi.com




JUNE	1	IKS KOI AUCTION & USED EQUIPMENT SALE ~ 8am for all workers; coffee & doughnuts available. Auction runs 10am-2pm; clean-up follows.
	9	IKS BOARD & AUCTION REVIEW MEETING ~5pm / Hosts: Nick & Peggy Milfeld , 1644 Northhampton Dr., Riverside 92506 / Interested Members are welcome, call 951.780.7395 to let hosts know.
	16	FATHER'S DAY
	23	IKS POTLUCK MEETING ~ 2-5pm / Host: Aiko Howo , 1335 Sterling Road, Redlands 95373 / 909.798.1436 / Speaker: TBA
	29-30	2019 AKCA Business Meeting & Wet Lab ~ Hyatt Regency, Greenville SC / Info: dombda@aol.com
JULY	4	4th JULY INDEPENDENCE DAY
	7	IKS BOARD MEETING ~5pm / Hosts: Ed & Linda Kushner , 1556 Vandagriff Way, Corona 92883 / 951.520.0092 / Interested Members are welcome; call to let hosts know.
	28	IKS POTLUCK MEETING ~ 3-6pm / Hosts: John & Cricket Mouw , 16187 Porter Ave., Riverside 92504 / 951.776.8323 / Speaker: TBA
AUG	11	IKS BOARD MEETING ~5pm / Host: Brenda Aker , 2375 Chateaux Way, Corona 92882 / 951.316.0263 / Interested Members are welcome; please call to let host know.
	25	IKS POTLUCK MEETING ~ 3-6pm / Hosts and Speaker TBA

Bakersfield 20th Annual Koi Show




October 18-20, 2019



Here's one for your calendar next year, as I'd never heard of it before: the *Annual Pasadena Chalk Festival*, held each Father's Day Weekend for the past 25+ years. Hundreds of artists, awards, live music, foods, kids areas... 10am-7pm, Saturday and Sunday.



INLAND KOI SOCIETY
5198 ARLINGTON AVE., #146
RIVERSIDE, CA 92504
Return Service Requested



These photos are marked to show the proposed changes to Aiko's pond, expanding it in two directions. At top left, the expansion takes the pond almost to the house.

The bottom pictures show a 6 x 8 ft deck extension which will serve as a cover over a new filter pit. The new filter system is shown below.



Visit our website: www.inlandkoi.org